

# SECURITIES & EXCHANGE COMMISSION EDGAR FILING

**Hudson Ltd.**

**Form: 20-F**

**Date Filed: 2019-03-14**

Corporate Issuer CIK: 1714368

UNITED STATES  
SECURITIES AND EXCHANGE COMMISSION  
Washington, D.C. 20549

FORM 20-F

(Mark One)

REGISTRATION STATEMENT PURSUANT TO SECTION 12(b) OR (g) OF THE SECURITIES EXCHANGE ACT OF 1934

OR

ANNUAL REPORT PURSUANT TO SECTION 13 OR 15(d) OF THE SECURITIES EXCHANGE ACT OF 1934

For the fiscal year ended December 31, 2018

OR

TRANSITION REPORT PURSUANT TO SECTION 13 OR 15(d) OF THE SECURITIES EXCHANGE ACT OF 1934

For the transition period from \_\_\_\_\_ to \_\_\_\_\_.

OR

SHELL COMPANY REPORT PURSUANT TO SECTION 13 OR 15(d) OF THE SECURITIES EXCHANGE ACT OF 1934

Date of event requiring this shell company report \_\_\_\_\_.

Commission file number: 001-38378

**HUDSON LTD.**

(Exact name of Registrant as specified in its charter)

**4 NEW SQUARE BEDFONT LAKES  
FELTHAM, MIDDLESEX TW14 8HA UNITED KINGDOM  
+ 44 (0) 208 624 4300**

(Address of principal executive offices)

(Name, Telephone, E-mail and/ or Facsimile number and Address of Company Contact Person)

Securities registered or to be registered pursuant to Section 12(b) of the Act:

<b>Title of each class</b>	<b>Name of each exchange on which registered</b>
Class A common shares, par value \$0.001 per share	New York Stock Exchange

Securities registered or to be registered pursuant to Section 12(g) of the Act:

**None**

Securities for which there is a reporting obligation pursuant to Section 15(d) of the Act:

**None**

Indicate the number of outstanding shares of each of the issuer's classes of capital or common stock as of the close of the period covered by the annual report.

Title of Class	Number of Shares Outstanding
Class A common shares, par value \$0.001 per share	39,292,765
Class B common shares, par value \$0.001 per share	53,093,315

Indicate by check mark if the registrant is a well-known seasoned issuer, as defined in Rule 405 of the Securities Act.

Yes  No

If this report is an annual or transition report, indicate by check mark if the registrant is not required to file reports pursuant to Section 13 or 15(d) of the Securities Exchange Act of 1934.

Yes  No

**Note** – Checking the box above will not relieve any registrant required to file reports pursuant to Section 13 or 15(d) of the Securities Exchange Act of 1934 from their obligations under those Sections.

Indicate by check mark whether the registrant (1) has filed all reports required to be filed by Section 13 or 15(d) of the Securities Exchange Act of 1934 during the preceding 12 months (or for such shorter period that the registrant was required to file such reports), and (2) has been subject to such filing requirements for the past 90 days.\*

\* *The registrant became subject to such requirements on January 31, 2018.*

Yes  No

Indicate by check mark whether the registrant has submitted electronically and posted on its corporate Web site, if any, every Interactive Data File required to be submitted and posted pursuant to Rule 405 of Regulation S-T (§232.405 of this chapter) during the preceding 12 months (or for such shorter period that the registrant was required to submit and post such files).

Yes  No

Indicate by check mark whether the registrant is a large accelerated filer, an accelerated filer, or a non-accelerated filer. See definition of "accelerated filer and large accelerated filer" in Rule 12b-2 of the Exchange Act. (Check one):

Large Accelerated Filer  Accelerated Filer  Non-accelerated Filer  Emerging growth company

If an emerging growth company that prepares its financial statements in accordance with U.S. GAAP, indicate by check mark if the registrant has elected not to use the extended transition period for complying with any new or revised financial accounting standards† provided pursuant to Section 13(a) of the Exchange Act.

The term "new or revised financial accounting standard" refers to any update issued by the Financial Accounting Standards Board to its Accounting Standards Codification after April 5, 2012.

Indicate by check mark which basis of accounting the registrant has used to prepare the financial statements included in this filing:

- U.S. GAAP  
 International Financial Reporting Standards as issued by the International Accounting Standards Board  
 Other

If "Other" has been checked in response to the previous question, indicate by check mark which financial statement item the registrant has elected to follow.

Item 17  Item 18

If this is an annual report, indicate by check mark whether the registrant is a shell company (as defined in Rule 12b-2 of the Exchange Act).

Yes  No

# HUDSON LTD. 2018

## TABLE OF CONTENTS

Presentation of financial and other information	1
Forward-looking statements	2
Part I	3
Item 1. Identity of directors, senior management and advisers	3
A. Directors and senior management	3
B. Advisers	3
C. Auditors	3
Item 2. Offer statistics and expected timetable	3
A. Offer statistics	3
B. Method and expected timetable	3
Item 3. Key information	4
A. Selected financial data	4
B. Capitalization and indebtedness	7
C. Reasons for the offer and use of proceeds	7
D. Risk factors	8
Item 4. Information on the company	28
A. History and development of the company	28
B. Business overview	29
C. Organizational structure	42
D. Property, plant and equipment	42
Item 4a. Unresolved staff comments	42
Item 5. Operating and financial review and prospects	43
A. Operating results	43
B. Liquidity and capital resources	52
C. Research and development, patents and licenses, etc.	58
D. Trend information	58
E. Off-balance sheet arrangements	58
F. Tabular disclosure of contractual obligations	59
G. Safe harbor	59
Item 6. Directors, senior management and employees	60
A. Directors and senior management	60
B. Compensation	63
C. Board practices	64
D. Employees	65
E. Share ownership	65
Item 7. Major shareholders and related party transactions	66
A. Major shareholders	66
B. Related party transactions	67
C. Interests of experts and counsel	70
Item 8. Financial information	71
A. Consolidated statements and other financial information	71
B. Significant changes	71

Item 9. The offer and listing	72
A. Offering and listing details	72
B. Plan of distribution	72
C. Markets	72
D. Selling shareholders	72
E. Dilution	72
F. Expenses of the issue	72
Item 10. Additional information	72
A. Share capital	72
B. Memorandum of association and bye-laws	72
C. Material contracts	83
D. Exchange controls	83
E. Taxation	84
F. Dividends and paying agents	87
G. Statement by experts	87
H. Documents on display	88
I. Subsidiary information	88
Item 11. Quantitative and qualitative disclosures about market risk	88
Item 12. Description of securities other than equity securities	88
A. Debt securities	88
B. Warrants and rights	88
C. Other securities	88
D. American depositary shares	88
Part II	89
Item 13. Defaults, dividend arrearages and delinquencies	89
A. Defaults	89
B. Arrears and delinquencies	89
Item 14. Material modifications to the rights of security holders and use of proceeds	89
A. Material modifications to instruments	89
B. Material modifications to rights	89
C. Withdrawal or substitution of assets	89
D. Change in trustees or paying agents	89
E. Use of proceeds	89
Item 15. Controls and procedures	89
A. Disclosure controls and procedures	89
B. Management's annual report on internal control over financial reporting	89
C. Remediation efforts to address material weakness	90
D. Attestation report of the registered public accounting firm	90
E. Changes in internal control over financial reporting	90
Item 16. Reserved	91
Item 16a. Audit committee financial expert	91
Item 16b. Code of ethics	91
Item 16c. Principal accountant fees and services	91
Item 16d. Exemptions from the listing standards for audit committees	92
Item 16e. Purchases of equity securities by the issuer and affiliated purchasers	92
Item 16f. Change in registrant's certifying accountant	92
Item 16g. Corporate governance	92
Item 16h. Mine safety disclosure	93
Part III	94
Item 17. Financial statements	94
Item 18. Financial statements	94
Item 19. Exhibits	94

## **PRESENTATION OF FINANCIAL AND OTHER INFORMATION**

Unless otherwise indicated or the context otherwise requires, all references in this annual report on Form 20-F to “Hudson Ltd.,” “the Issuer,” “we,” “us,” “our,” “Hudson Group,” and “the Company” refer to Hudson Ltd., an exempted company limited by shares incorporated in Bermuda, and its consolidated subsidiaries, giving effect to the Reorganization Transactions (as defined below), unless context otherwise requires. Hudson Ltd. and its consolidated subsidiaries consists of all entities and operations directly or indirectly owned by Dufry AG that carry on Dufry AG’s duty-free and duty-paid travel retail operations in the continental United States and Canada that were transferred to Hudson Ltd. in connection with our initial public offering. References to “our financial statements” prior to the Reorganization Transactions are to the combined financial statements of Hudson Group, unless context otherwise requires. All references to “Dufry,” “Dufry Group,” “Dufry AG” and “our controlling shareholder” are to Dufry AG, a Swiss stock corporation, and its consolidated subsidiaries (other than Hudson Ltd.). All references to “Dufry International AG” are to Dufry International AG, a Swiss stock corporation, which is a wholly-owned subsidiary of Dufry AG.

All references in this annual report to “U.S. dollars,” “U.S.\$,” “\$” and “USD” refer to the currency of the United States of America.

### **Financial Statements**

This annual report includes our audited consolidated financial statements as of December 31, 2018 and 2017 and for each of the years ended December 31, 2018, 2017 and 2016 (hereinafter “Consolidated Financial Statements”).

Our Consolidated Financial Statements are presented in U.S.\$ and have been prepared in accordance with International Financial Reporting Standards (“IFRS”), as issued by the International Accounting Standards Board (“IASB”).

Our fiscal year ends December 31. References in this annual report to a fiscal year, such as “fiscal year 2018,” relate to our fiscal year ended on December 31 of that calendar year.

### **The Reorganization Transactions**

In connection with the completion of our initial public offering, as part of a series of reorganization transactions, Dufry caused all of the equity interests of the entities that constitute the Hudson Group to be contributed to Hudson Ltd. in exchange for common shares of Hudson Ltd. As a result of these reorganization transactions, which occurred on February 1, 2018, our business is conducted through Hudson Ltd. and its subsidiaries. In this annual report, we refer to all of these events as the “Reorganization Transactions.” Prior to the Reorganization Transactions, Hudson Ltd., which was incorporated on May 30, 2017, had no operations, nominal assets and no liabilities or contingencies.

### **Market Share and Other Information**

Market data, other statistical information, information regarding certain industry forecast data used in this annual report were obtained from internal reports and studies, where appropriate, as well as estimates, market research, publicly available information and industry publications. Industry publications generally state that the information they include has been obtained from sources believed to be reliable, but that the accuracy and completeness of such information is not guaranteed. Similarly, internal reports and studies, estimates and market research, which we believe to be reliable and accurately extracted by us for use in this annual report, have not been independently verified. However, we believe such data is accurate and agree that we are responsible for the accurate extraction of such information from such sources and its correct reproduction in this annual report.

### **Rounding**

We have made rounding adjustments to some of the figures included elsewhere in this annual report. Accordingly, numerical figures shown as totals in some tables may not be an arithmetic aggregation of the figures that precede them.

## FORWARD-LOOKING STATEMENTS

This annual report on Form 20-F contains “forward-looking statements.” Forward-looking statements are based on our beliefs and assumptions and on information currently available to us, and include, without limitation, statements regarding our business, financial condition, strategy, results of operations, certain of our plans, objectives, assumptions, expectations, prospects and beliefs and statements regarding other future events or prospects. Forward-looking statements include all statements that are not historical facts and can be identified by the use of forward-looking terminology such as the words “believe,” “expect,” “plan,” “intend,” “seek,” “anticipate,” “estimate,” “predict,” “potential,” “assume,” “continue,” “may,” “will,” “should,” “could,” “shall,” “risk” or the negative of these terms or similar expressions that are predictions of or indicate future events and future trends.

By their nature, forward-looking statements involve risks and uncertainties because they relate to events and depend on circumstances that may or may not occur in the future. We caution you that forward-looking statements are not guarantees of future performance and that our actual results of operations, financial condition and liquidity, the development of the industry in which we operate and the effect of acquisitions on us may differ materially from those made in or suggested by the forward-looking statements contained in this annual report. In addition, even if our results of operations, financial condition and liquidity, the development of the industry in which we operate and the effect of acquisitions on us are consistent with the forward-looking statements contained in this annual report, those results or developments may not be indicative of results or developments in subsequent periods.

Factors that may cause our actual results to differ materially from those expressed or implied by the forward-looking statements in this annual report include, but are not limited to the risks described under “Item 3. Key Information – D. Risk factors.” For example, factors that could cause actual results to vary from projected results include, but are not limited to:

- events outside our control that cause a reduction in airline passenger traffic, including but not limited to terrorist attacks and natural disasters;
- changes in general economic and market conditions;
- competition among participants in the travel retail market;
- loss of and competition to obtain and renew concessions;
- changes by airport authorities or airlines that lower the number of passengers in the terminals in which we have concessions;
- ability to execute our growth strategy effectively to integrate successfully any new concessions or future acquisitions into our business and to remodel existing concessions;
- ability to successfully expand into the food and beverage concession industry;
- dependence on our controlling shareholder to provide us with key services and to finance our operations;
- dependence on our local partners;
- changes in the taxation of goods or duty-free regulations in the markets in which we operate;
- adverse impacts of compliance or legal matters;
- restrictions on the duty-free sale of tobacco products and on smoking in general that affect our tobacco product sales;
- changes in customer preferences or demands;
- the future travel habits of our customers and potential changes in transportation safety requirements;
- reliance on a limited number of suppliers;
- disruption in our supply chain;
- information technology systems failure or disruption;
- ability to attract and retain qualified personnel;
- litigation;
- the concentration of our operations in New York and other metropolitan areas;
- ability to borrow from banks or raise funds in the capital markets;
- our controlling shareholder’s control over us; and
- other risk factors discussed under “Item 3. Key Information – D. Risk factors.”

Forward-looking statements speak only as of the date they are made, and we do not undertake any obligation to update them in light of new information or future developments or to release publicly any revisions to these statements in order to reflect later events or circumstances or to reflect the occurrence of unanticipated events.

**PART I**

**ITEM 1. IDENTITY OF DIRECTORS, SENIOR MANAGEMENT AND ADVISERS**

**A. Directors and senior management**

Not applicable.

**B. Advisers**

Not applicable.

**C. Auditors**

Not applicable.

**ITEM 2. OFFER STATISTICS AND EXPECTED TIMETABLE**

**A. Offer statistics**

Not applicable.

**B. Method and expected timetable**

Not applicable.



### **ITEM 3. KEY INFORMATION**

#### **A. Selected financial data**

You should read the following selected financial data together with “Item 5. Operating and Financial Review and Prospects” and our Consolidated Financial Statements and the related notes appearing elsewhere in this annual report.

Our historical financial statements present the results of Hudson Group, which comprises all entities and operations that were transferred to Hudson Ltd. pursuant to the Reorganization Transactions. Prior to our initial public offering, Hudson Ltd. was a newly formed holding company with nominal assets and no liabilities or contingencies, and did not conduct any operations. Following the Reorganization Transactions and our initial public offering, our financial statements present the results of operations of Hudson Ltd. and its consolidated subsidiaries. Hudson Ltd.’s financial statements are the same as Hudson Group’s financial statements prior to our initial public offering, as adjusted for the Reorganization Transactions. See “Presentation of Financial and Other Information – The Reorganization Transactions.”

The selected financial data are not intended to replace the Consolidated Financial Statements and are qualified in their entirety by reference to the Consolidated Financial Statements and related notes appearing elsewhere in this annual report. The selected consolidated statements of comprehensive income and other financial data for the fiscal years ended December 31, 2018, 2017 and 2016 and selected consolidated statements of financial position data as of December 31, 2018 and 2017 were derived from our audited Consolidated Financial Statements included elsewhere in this annual report. Our historical results are not necessarily indicative of the results expected for any future period.

We prepare our Consolidated Financial Statements in accordance with IFRS as issued by IASB.

IN MILLIONS OF USD	2018	2017	2016
Turnover	1,924.2	1,802.5	1,687.2
Cost of sales	(698.5)	(680.3)	(645.3)
<b>Gross profit</b>	<b>1,225.7</b>	<b>1,122.2</b>	<b>1,041.9</b>
Selling expenses	(445.3)	(421.2)	(395.7)
Personnel expenses	(411.1)	(371.3)	(337.4)
General expenses	(131.4)	(156.9)	(151.9)
Share of result of associates	0.1	(0.3)	(0.7)
Depreciation, amortization and impairment	(128.9)	(108.7)	(103.7)
Other operational result	(10.9)	(3.7)	(9.3)
<b>Operating profit</b>	<b>98.2</b>	<b>60.1</b>	<b>43.2</b>
Interest expenses	(31.0)	(30.2)	(29.8)
Interest income	2.5	1.9	2.1
Foreign exchange gain / (loss)	(0.9)	0.5	-
<b>Profit before tax</b>	<b>68.8</b>	<b>32.3</b>	<b>15.5</b>
Income tax	(3.0)	(42.9)	34.3
<b>Net profit / (loss)</b>	<b>65.8</b>	<b>(10.6)</b>	<b>49.8</b>
<b>NET PROFIT / (LOSS) ATTRIBUTABLE TO</b>			
Equity holders of the parent	29.5	(40.4)	23.5
Non-controlling interests <sup>1</sup>	36.3	29.8	26.3

<sup>1</sup> Net profit/(loss) to non-controlling interests excludes expenses payable by us which are not attributable to non-controlling interests (which primarily consists of our operating partners), such as franchise fees and interest expense payable to Dufry and its subsidiaries, income taxes and amortization on fair value step-ups from acquisitions.

IN MILLIONS OF USD	31.12.2018	31.12.2017
<b>Summary of consolidated statements of financial position</b>		
<b>Non-current assets</b>	<b>977.4</b>	<b>1,069.0</b>
<b>Current assets</b>	<b>473.8</b>	<b>388.8</b>
<b>Total assets</b>	<b>1,451.2</b>	<b>1,457.8</b>
<b>Non-current liabilities</b>	<b>533.6</b>	<b>571.4</b>
<b>Current liabilities</b>	<b>280.7</b>	<b>314.0</b>
<b>Total liabilities</b>	<b>814.3</b>	<b>885.4</b>
<b>Net assets</b>	<b>636.9</b>	<b>572.4</b>

IN MILLIONS OF USD	2018	2017	2016
<b>Other Data</b>			
<b>Operating Metrics</b>			
Number of stores <sup>1</sup>	1,028	996	948
Total square feet of stores (thousands) <sup>2</sup>	1,089.9	1,069.8	1,010.5
<b>Financial Metrics</b>			
Net sales growth	6.8%	6.7%	20.5%
Like-for-like growth <sup>3</sup>	3.7%	4.8%	3.9%
Like-for-like growth on a constant currency basis <sup>4</sup>	3.7%	4.4%	4.3%
Organic growth <sup>5</sup>	7.0%	8.8%	5.4%
Net profit / (loss) in millions of USD	65.8	(10.6)	49.8
Net profit / (loss) growth	720.8%	(121.3%)	172.1%
Net profit margin <sup>6</sup>	3.4%	(0.6%)	3.0%
Adjusted EBITDA (millions of USD) <sup>7</sup>	238.0	172.5	156.2
Adjusted EBITDA growth	38.0%	10.4%	16.1%
Adjusted EBITDA margin <sup>8</sup>	12.4%	9.6%	9.3%
Net profit / (loss) attributable to equity holders of the parent	29.5	(40.4)	23.5
Net profit / (loss) attributable to equity holders of the parent growth	173.0%	N/A	N/A
Net profit / (loss) attributable to equity holders of the parent margin <sup>9</sup>	1.5%	(2.2%)	1.4%
Adjusted net profit attributable to equity holders of the parent (millions of USD) <sup>10</sup>	76.9	1.1	67.6
Adjusted net profit attributable to equity holders of the parent growth	6,890.9%	N/A	163.0%
Adjusted net profit attributable to equity holders of the parent margin <sup>11</sup>	4.0%	0.1%	4.0%

1 Represents number of stores open at the end of the applicable period.

2 Represents gross square footage of all stores open at the end of the applicable period.

3 Like-for-like net sales growth represents the growth in aggregate monthly net sales in the applicable period at stores that have been operating for at least 12 months. Like-for-like growth during the applicable period excludes growth attributable to (i) net new stores and expansions until such stores have been part of our business for at least 12 months, (ii) acquired stores until such stores have been part of our business for at least 12 months and (iii) eight stores acquired in the 2014 acquisition of Nuance and 46 stores acquired in the 2015 acquisition of World Duty Free Group that management expected, at the time of the applicable acquisition, to wind down. For more information see "Item 5. Operating and Financial Review and Prospects - A. Operating results - Principal factors affecting our results of operations - Turnover".

4 Like-for-like net sales growth on a constant currency basis is calculated by keeping exchange rates constant for each month being compared from period to period. We believe that the presentation of like-for-like growth on a constant currency basis assists investors in comparing period to period operating results as it removes the effect of fluctuations in foreign exchange rates.

5 Organic net sales growth represents the combination of growth from (i) like-for-like growth and (ii) net new stores and expansions. Organic growth excludes growth attributable to (i) acquired stores until such stores have been part of our business for at least 12 months and (ii) eight stores acquired in the 2014 acquisition of Nuance and 46 stores acquired in the 2015 acquisition of World Duty Free Group that management expected, at the time of the applicable acquisition, to wind down. For more information see "Item 5. Operating and Financial Review and Prospects - A. Operating results - Principal factors affecting our results of operations - Turnover - Organic Growth".

6 We define net profit margin as net profit/(loss) divided by turnover.

7 We define Adjusted EBITDA as net earnings adjusted for the items set forth in the table below. Adjusted EBITDA is a non-IFRS measure and is not a uniformly or legally defined financial measure. Adjusted EBITDA is not a substitute for IFRS measures in assessing our overall financial performance. Because Adjusted EBITDA is not determined in accordance with IFRS, and is susceptible to varying calculations, Adjusted EBITDA may not be comparable to other similarly titled measures presented by other companies. Adjusted EBITDA is included in this annual report because it is a measure of our operating performance and we believe that Adjusted EBITDA is useful to investors because it is frequently used by securities analysts, investors and other interested parties in their evaluation of the operating performance of companies in industries similar to ours. We also believe Adjusted EBITDA is useful to investors as a measure of comparative operating performance from period to period as it is reflective of changes in pricing decisions, cost controls and other factors that affect operating performance, and it removes the effect of our capital structure (primarily interest expense), asset base (depreciation and amortization) and non-recurring transactions, impairments of financial assets and changes in provisions (primarily relating to costs associated with the closing or restructuring of our operations). Our management also uses Adjusted EBITDA for planning purposes, including financial projections. Adjusted EBITDA has limitations as an analytical tool, and you should not consider it in isolation, or as a substitute for an analysis of our results as reported under IFRS as issued by IASB.

8 We define Adjusted EBITDA margin as Adjusted EBITDA divided by turnover.

9 We define net profit attributable to equity holders of the parent margin as net profit attributable to equity holders of the parent divided by turnover.

10 We define Adjusted net profit attributable to equity holders of the parent as net profit attributable to equity holders of the parent adjusted for the items set forth in the table below. Adjusted net profit attributable to equity holders of the parent is a non-IFRS measure and is not a uniformly or legally defined financial measure. Adjusted net profit attributable to equity holders of the parent is not a substitute for IFRS measures in assessing our overall operating performance. Because Adjusted net profit attributable to equity holders of the parent is not determined in accordance with IFRS, and is susceptible to varying calculations, Adjusted net profit attributable to equity holders of the parent may not be comparable to other similarly titled measures presented by other companies. Adjusted net profit attributable to equity holders of the parent is included in this annual report because it is a measure of our operating performance and we believe that Adjusted net profit attributable to equity holders of the parent is useful to investors because it is frequently used by securities analysts, investors and other interested parties in their evaluation of the operating performance of companies in industries similar to ours. We also believe Adjusted net profit attributable to equity holders of the parent is useful to investors as a measure of comparative operating performance from period to period as it removes the effects of purchase accounting for acquired intangible assets (primarily concessions), non-recurring transactions, impairments of financial assets and changes in provisions (primarily relating to costs associated with the closing or restructuring of our operations). Management does not consider such costs for the purpose of evaluating the performance of the business and as a result uses Adjusted net profit attributable to equity holders of the parent for planning purposes. Adjusted net profit attributable to equity holders of the parent has limitations as an analytical tool, and you should not consider it in isolation, or as a substitute for an analysis of our results as reported under IFRS as issued by IASB.

11 We define Adjusted net profit margin attributable to equity holders of the parent as Adjusted net profit attributable to equity holders of the parent divided by turnover.

The following is a reconciliation of Adjusted EBITDA to net profit / (loss) for the periods presented:

IN MILLIONS OF USD	2018	2017	2016
<b>Net profit / (loss)</b>	<b>65.8</b>	<b>(10.6)</b>	<b>49.8</b>
Income tax expense	3.0	42.9	(34.3)
<b>Profit before tax</b>	<b>68.8</b>	<b>32.3</b>	<b>15.5</b>
Foreign exchange gain (loss)	0.9	(0.5)	-
Interest income	(2.5)	(1.9)	(2.1)
Interest expenses	31.0	30.2	29.8
<b>Operating profit</b>	<b>98.2</b>	<b>60.1</b>	<b>43.2</b>
Depreciation, amortization and impairment	128.9	108.7	103.7
Other operational result <sup>a</sup>	10.9	3.7	9.3
<b>Adjusted EBITDA</b>	<b>238.0</b>	<b>172.5</b>	<b>156.2</b>

a For the year ended December 31, 2018, other operational result consisted of \$3.5 million of restructuring expenses, \$2.8 million of litigation reserve, \$1.9 million of uncollected receivables, \$1.5 million of asset write-offs related to conversions and store closings, \$0.7 million of IPO transaction costs and \$0.5 million of other expenses and non-recurring items.

For the year ended December 31, 2017, other operational result consisted of \$9.4 million of other operating income resulting from a related party loan waiver due to Dufry, offset by other operating expenses including \$3.4 million of audit and consulting costs related to preparatory work in connection with our initial public offering, \$4.1 million of restructuring expenses associated with the World Duty Free Group acquisition and \$5.5 million of other operating expenses including restructuring and non-recurring items.

For the year ended December 31, 2016, other operational result consisted of \$8.3 million of restructuring expenses associated with the World Duty Free Group acquisition and \$1.0 million of other expenses and non-recurring items.

The following is a reconciliation of Adjusted net profit attributable to equity holders of the parent to net profit / (loss) attributable to equity holders of the parent for the periods presented:

IN MILLIONS OF USD	2018	2017	2016
<b>Net profit / (loss) attributable to equity holders of the parent</b>	<b>29.5</b>	<b>(40.4)</b>	<b>23.5</b>
Amortization related to acquisitions <sup>a</sup>	39.4	39.2	38.4
Other operational result <sup>b</sup>	10.9	3.7	9.3
Income tax adjustment <sup>c</sup>	(2.9)	(1.4)	(3.6)
<b>Adjusted net profit attributable to equity holders of the parent</b>	<b>76.9</b>	<b>1.1</b>	<b>67.6</b>

a Although the values assigned to the concession rights during the purchase price allocation are fair values, we believe that their additional amortization doesn't allow a fair comparison with our existing business previous to the business combination, as the costs of self-generated intangible assets have been incurred.

b For the year ended December 31, 2018, other operational result consisted of \$3.5 million of restructuring expenses, \$2.8 million of litigation reserve, \$1.9 million of uncollected receivables, \$1.5 million of asset write-offs related to conversions and store closings, \$0.7 million of IPO transaction costs and \$0.5 million of other expenses and non-recurring items.

c Income tax adjustment represents the impact in income taxes we actually accrued during the applicable period attributable to other operational result. This assumption uses an income tax rate of 26.77 % for the adjustment. Amortization expenses related to acquisitions did not reduce the amount of taxes we paid during the applicable periods, and therefore there are no corresponding income tax adjustments in respect of the amortization expense adjustment.

## B. Capitalization and indebtedness

Not applicable.

## C. Reasons for the offer and use of proceeds

Not applicable.

#### **D. Risk factors**

##### **Risks relating to our business**

***Factors outside our control that cause a reduction in airline passenger traffic, including terrorist attacks and natural disasters, could adversely affect our business and our turnover growth.***

We derive substantially all of our turnover from, and therefore our business is primarily dependent upon, sales to airline passengers. The occurrence of any one of a number of events that are outside our control such as terrorist attacks (including cyber-attacks), severe weather, ash clouds, airport closures, pandemics, outbreaks of contagious diseases, such as the Zika or Ebola crises, natural disasters, strikes or accidents may lead to a reduction in the number of airline passengers. Any of these events, or any other event of a similar nature, even if not directly affecting the airline industry, may lead to a significant reduction in the number of airline passengers.

Further, any disruption to or suspension of services provided by airlines and the travel industry as a result of financial difficulties, labor disputes, construction work, increased security, changes to regulations governing airlines, mergers and acquisitions in the airline industry and challenging economic conditions causing airlines to reduce flight schedules or increase the price of airline tickets could negatively affect the number of airline passengers.

Moreover, increases in oil prices, for example as a result of global political and economic instabilities, may increase airline ticket prices through fuel surcharges, which may result in a significant reduction of airline passengers.

Additionally, the threat of terrorism and governmental measures in response thereto, such as increased security measures, recent executive orders in the United States impacting entry into the United States and changing attitudes towards the environmental impacts of air travel may in each case reduce demand for air travel and, as a result, decrease airline passenger traffic at airports.

The effect that these factors would have on our business depends on their magnitude and duration, and a reduction in airline passenger numbers will result in a decrease in our sales and may have a materially adverse impact on our business, financial condition and results of operations.

***General economic and market conditions may adversely affect our results.***

Our success is dependent on consumer spending, which is sensitive to economic downturns, inflation and any associated rise in unemployment, decline in consumer confidence, adverse changes in exchange rates, increase in interest rates, increase in the price of oil, deflation, direct or indirect taxes or increase in consumer debt levels. As a result, economic downturns may have a material adverse impact on our business, financial condition and result of operations. Economic conditions have in the past created pressure on us and similar retailers to increase promotions and discounts, particularly at our duty-free concessions, which can have a negative impact on our business, financial condition and results of operations. These promotions may continue even after economic growth returns.

***The market to obtain and renew concessions continues to be highly competitive.***

We compete with travel retailers, managers/ operators and, increasingly, master concessionaires, to obtain and renew concessions at airports and at other travel facilities such as railway stations. Obtaining and renewing concessions at airports is particularly competitive, as there are a limited number of airports in the continental United States and Canada that meet our minimum operating criteria, which include that an airport has a sufficient number of airline passengers to support our retail operations. Our competitors often have strong financial support or pre-existing relationships with airport authorities that benefit those competitors when competing for concessions. Certain of our competitors have been and may in the future be able and willing to outbid us for concession agreements, accept a lower profit margin or expend more capital in order to obtain or retain business.

There is no guarantee that we will be able to renew existing concessions or obtain new concessions. If we do renew a concession, there is no guarantee that it will be on similar economic terms. The failure to obtain or renew a concession means that we will not be able to enter or continue operating in the market represented by such concession. If we were to fail to renew major concessions or fail to obtain further concessions, our business, financial condition, results of operations and future growth could be materially adversely affected.

***Our concessions are operated under concession agreements that are subject to revocation or modification and the loss of concessions could negatively affect our business, financial condition and results of operations.***

We conduct our business primarily through concessions in airport terminals. The airport authorities and landlords with whom we contract are generally able to revoke them at will by terminating the applicable concession agreement. Our concessions may also be terminated by annulment, which may be declared by the airport authorities or by courts where the grant or the terms of the concession do not comply with applicable legal requirements, such as procurement, antitrust or similar regulations. Our concessions may also be terminated early by airport authorities or landlords in certain default scenarios, including, among others:

- assignment, transfer or sub-lease to third parties, in whole or in part, of the rights or obligations provided in the applicable concession agreement without the consent of airport authorities or landlords, to the extent required;
- failure to comply with any of the provisions of the concession agreement;
- use of the concession area for a purpose other than the object of the agreement;
- entering into an agreement with a third-party with respect to the concession area or services without prior approval of the applicable airport authorities or landlord;
- making certain modifications to the facilities without prior approval from the applicable airport authorities or landlord;
- default on payment of the fees for a period provided in the relevant agreement; or
- not providing the services to an adequate quality level or the failure to obtain the necessary equipment for the satisfactory rendering of such services.

The loss or modification of our concessions could have a material adverse impact on our business, financial condition and results of operations.

***Our profitability depends on the number of airline passengers in the terminals in which we have concessions. Changes by airport authorities or airlines that lower the number of airline passengers in any of these terminals could affect our business, financial condition and results of operations.***

The number of airline passengers that visit the terminals in which we have concessions depends, in part, on decisions made by airlines and airport authorities relating to flight arrivals and departures. A decrease in the number of flights and resulting decrease in airline passengers could result in fewer sales, which could lower our profitability and negatively impact our business, financial condition and results of operations. Concession agreements generally provide for a minimum annual guaranteed rent payment, or a "MAG," payable to the airport authority or landlord regardless of the amount of sales at the concession. Currently, the majority of our concession agreements provide for a MAG that is either a fixed dollar amount or an amount that is variable based upon the number of travelers using the airport or other location, retail space used, estimated sales, past results or other metrics. If there are fewer airline passengers than expected or if there is a decline in the sales per airline passenger at these facilities, we will nonetheless be required to pay the MAG or fixed rent and our business, financial condition and results of operations may be materially adversely affected.

Furthermore, the exit of an airline from a market or the bankruptcy of an airline could reduce the number of airline passengers in a terminal or airport where we operate and have a material adverse impact on our business, financial condition and results of operations.

***We may not be able to execute our growth strategy to expand and integrate new concessions or future acquisitions into our business or remodel existing concessions. Any new concessions, future acquisitions or remodeling of existing concessions may divert management resources, result in unanticipated costs, or dilute holders of our Class A common shares.***

Part of our growth strategy is to expand and remodel our existing facilities and to seek new concessions through tenders, direct negotiations or other acquisition opportunities. In this regard, our future growth will depend upon a number of factors, such as our ability to identify any such opportunities, structure a competitive proposal and obtain required financing and consummate an offer. Execution of our growth strategy will also depend on factors that may not be within our control, such as the timing of any concession or acquisition opportunity.

We must also strategically identify which airport terminals and concession agreements to target based on numerous factors, such as airline passenger numbers, airport size, the type, location and quality of available concession space, level of anticipated competition within the terminal, potential future growth within the airport and terminal, rental structure, financial return and regulatory requirements. We cannot assure you that this strategy will be successful.

In addition, we may encounter difficulties integrating and successfully operating expanded or new concessions or any acquisitions. Such expanded or new concessions or acquisitions may not achieve anticipated turnover and earnings growth or synergies and cost savings. Delays in the commencement of new projects and the refurbishment of concessions can also affect our business. In addition, we will expend resources to remodel our concessions and may not be able to recoup these investments. A failure to grow successfully may materially adversely affect our business, financial condition and results of operations.

In particular, new concessions and acquisitions, and in some cases future expansions and remodeling of existing concessions, could pose numerous risks to our operations, including that we may:

- have difficulty integrating operations or personnel;
- incur substantial unanticipated integration costs;
- experience unexpected construction and development costs and project delays;
- face difficulties associated with securing required governmental approvals, permits and licenses (including construction permits and liquor licenses, if applicable) in a timely manner and responding effectively to any changes in local, state or federal laws and regulations that adversely affect our costs or ability to open new concessions;
- have challenges identifying and engaging local business partners to meet Airport Concession Disadvantaged Business Enterprise (“ACDBE”) requirements in concession agreements;
- not be able to obtain construction materials or labor at acceptable costs;
- face engineering or environmental problems associated with our new and existing facilities;
- experience significant diversion of management attention and financial resources from our existing operations in order to integrate expanded, new or acquired businesses, which could disrupt our ongoing business;
- lose key employees, particularly with respect to acquired or new operations;
- have difficulty retaining or developing acquired or new businesses’ customers;
- impair our existing business relationships with suppliers or other third parties as a result of acquisitions;
- fail to realize the potential cost savings or other financial benefits and/or the strategic benefits of acquisitions, new concessions or remodeling; and
- incur liabilities from the acquired businesses and we may not be successful in seeking indemnification for such liabilities.

In connection with acquisitions or other similar investments, we could incur debt or amortization expenses related to intangible assets, suffer asset impairments, assume liabilities or issue stock that would dilute the percentage of ownership of our then-current holders of Class A common shares. We may not be able to complete acquisitions or integrate the operations, products, technologies or personnel gained through any such acquisition, which may have a material adverse impact on our business, financial condition and results of operations.

***If we are unable to implement our growth strategy to expand into the food and beverage market, our business, financial condition and results of operations could be negatively impacted.***

We have limited experience in the food and beverage concession market. Expansion into the food and beverage concession market increases the complexity of our business and could divert the attention of our management and personnel from our existing activities, placing strain on our operations and financial resources. We may be unfamiliar with certain laws, regulations and administrative procedures in new markets, including the procurement of food permits and liquor licenses, which could delay the build-out and operation of new concessions and prevent us from achieving our operational goals on a timely basis. Our efforts to expand into the food and beverage concession market may not succeed. Furthermore, we will incur expenses and expend resources to develop, acquire and set up food and beverage concessions and we may not recoup our investment if we are unable to deliver consistent food quality, service, convenience or ambiance, or if we fail to deliver a consistently positive experience to our customers.

The profitability of any food and beverage concession we acquire or operate is dependent on numerous factors, including our ability to:

- adapt to consumer tastes and appeal to a broad range of consumers whose preferences cannot be predicted with certainty;
- partner with nationally recognized brands;
- create and implement an effective marketing/advertising strategy;
- hire, train and retain excellent food and concession managers and staff;
- manage costs and prudently allocate capital resources; and
- obtain and maintain necessary food and liquor licenses and permits.

In addition, profitability, if any, of our food and beverage concessions may be lower than in our existing activities, and we may not be successful enough in this line of business to execute our food and beverage growth strategy. If we are unable to grow in the food and beverage concession market, our reputation could be damaged. If any of the risks identified above were to occur, it could limit our growth and have a material adverse impact on our business, financial condition and results of operations.

***We are dependent on our local partners.***

Our retail operations are carried on through approximately 184 operating districts in the continental United States and Canada. Our local partners, including our ACDBE partners, maintain ownership interests in the vast majority of these partnerships and other operating entities, some of which operate major concessions. Our participation in these operating entities differs from market to market. While the precise terms of each relationship vary, our local partners may have control over certain portions of the operations of these concessions. Our local partners oversee the operations of certain stores that, in the aggregate, are responsible for a significant portion of our turnover. The stores are operated pursuant to the applicable joint venture agreement governing the relationship between us and our local partner. Generally, these agreements also provide that strategic decisions are to be made by a committee comprised of us and our local partner, and we typically encourage our local partners to follow Hudson operating parameters. These concessions involve risks that are different from the risks involved in operating a concession independently, and include the possibility that our local partners:

- are in a position to take action contrary to our instructions, our requests, our policies, our objectives or applicable laws;
- take actions that reduce our return on investment;
- go bankrupt or are otherwise unable to meet their capital contribution obligations;
- have economic or business interests or goals that are or become inconsistent with our business interests or goals; or
- take actions that harm our reputation or restrict our ability to run our business.



In some cases, and within limits recommended by the Federal Aviation Administration (the "FAA"), we may loan money to our ACDBE partners in connection with concession agreements in order to help fund their initial capital investment in a concession opportunity. If our partners are unable to repay these loans, we will record a write-down and our net income will decrease. For these and other reasons, it could be more difficult for us to successfully operate these concessions and to respond to market conditions, which could adversely affect our business, financial condition and results of operations.

***We have experienced net losses in the past, and we may continue to experience net losses in the future.***

We experienced a net loss attributable to equity holders of the parent of \$40.4 million for the year ended December 31, 2017. We cannot assure you that we will achieve profitability in future periods.

***The retail business is highly competitive.***

We also compete to attract retail customers and compete with other, non-airport retailers, such as traditional Main Street retailers or Internet retailers. Some of our retail competitors may have greater financial resources, greater purchasing economies of scale or lower cost bases, any of which may give them a competitive advantage over us. If we were to lose market share to competitors, our turnover would decline and our business, financial condition and results of operations would be adversely affected.

***If the estimates and assumptions we use to determine the size of our market are inaccurate, our future growth rate may be impacted.***

Market opportunity estimates and growth forecasts are subject to uncertainty and are based on assumptions and estimates that may not prove to be accurate. The estimates and forecasts in this annual report relating to the size and expected growth of the travel retail market may prove to be inaccurate. Even if the market in which we compete meets our size estimates and forecasted growth, our business could fail to grow at similar rates, if at all. The principal assumptions relating to our market opportunity include projected growth in the travel retail market and our share of the market in the continental United States and Canada. If these assumptions prove inaccurate, our business, financial condition and results of operations could be adversely affected.

***We may not be able to predict accurately or fulfill customer preferences or demands.***

We derive a significant amount of our turnover from the sale of fashion-related, cosmetic and luxury products which are subject to rapidly changing customer tastes, as well as from merchandise associated with national or local one-time events. The availability of new products and changes in customer preferences has made it more difficult to predict sales demand for these types of products accurately. Our success depends in part on our ability to predict and respond to quickly changing consumer demands and preferences, and to translate market trends into appropriate merchandise offerings. Additionally, due to our limited sales space relative to other retailers, the proper selection of salable merchandise is an important factor in turnover generation. We cannot assure you that our merchandise selection will correspond to actual sales demand. If we are unable to predict or rapidly respond to sales demand, including demand generated by one-time events, or to changing styles or trends, or if we experience inventory shortfalls on popular merchandise, our turnover may be lower, which could have a material adverse impact on our business, financial condition and results of operations.

***We rely on a limited number of distributors and suppliers for certain of our products, and events outside our control may disrupt our supply chain, which could result in an inability to perform our obligations under our concession agreements and ultimately cause us to lose our concessions.***

Although we have a diversified portfolio of suppliers across most of our product categories, we rely on a small number of suppliers for certain of our products. For example, the distributors responsible for supplying magazines and periodicals to virtually all of our concessions are the News Group, which includes The News Group L. P. and TNG, which is a division of Great Pacific Enterprises Inc., and Hudson News Distributors, which includes Hudson News Distributors, LLC and Hudson RPM Distributors, LLC. Mr. James Cohen, who is a member of our board of directors, controls Hudson News Distributors. See "Item 7. Major Shareholders and Related Party Transactions –

B. Related party transactions – Transactions with entities controlled by Mr. James Cohen.” Mr. Cohen became a member of our board of directors upon consummation of our initial public offering. We do not have a long-term distribution contract with Hudson News Distributors, but we expect to continue purchasing magazines and other periodicals from them. Future amalgamation may reduce the number of distributors even further. As a result, these distributors may have increased bargaining power and we may be required to accept less favorable purchasing terms. In the event of a dispute with a supplier or distributor, the delivery of a significant amount of merchandise may be delayed or cancelled, or we may be forced to purchase merchandise from other suppliers on less favorable terms. Such events could cause turnover to fall or costs to increase, adversely affecting our business, financial condition and results of operations. In particular, if we have a dispute with any of the distributors that delivers magazines and periodicals to our concessions, we may be unable to secure an alternative supply of magazines and periodicals, which could lead to fewer customers entering our stores and may have a material adverse impact on our business, financial condition and results of operations. Additionally, some of our concessions in airports require that we sell magazines and periodicals. If supply of these products were disrupted, we could lose one or more of these concessions, which would have a material adverse impact on our business, financial condition and results of operations. Moreover, Hudson Media, which is controlled by Mr. Cohen, is a co-owner of COMAG Marketing Group, LLC a national wholesale distributor in the periodical distribution channel. The other co-owner of COMAG Marketing Group, LLC is The Jim Pattison Group, which also controls The News Group, another major wholesale distributor in the periodical distribution channel and one of our suppliers. Mr. Cohen is also a member of the board of directors of COMAG Marketing Group, LLC. As such, Mr. Cohen and his business partners play a major role in the wholesale distribution of periodicals in our markets and his interests and those of his business partners may not always align with our interests.

In addition, affiliates of the Dufry Group have been our exclusive suppliers of certain categories of products. We are obligated, at Dufry’s option, to continue purchasing these products from such affiliates pursuant to the Master Relationship Agreement that we entered into in connection with our initial public offering. See “Item 7. Major Shareholders and Related Party Transactions – B. Related party transactions – Transactions with Dufry – Other agreements with Dufry – Master relationship agreement.” The prices we pay to Dufry for these products will be determined by Dufry in its sole discretion in accordance with its transfer pricing policy in effect for all members of the Dufry Group. We cannot assure you that the transfer pricing policy will not be amended in a manner adverse to us, which could result in us paying higher prices for certain products than we currently pay. The Master Relationship Agreement will terminate on the date when there are no issued and outstanding Class B common shares. Also, Dufry may terminate the Master Relationship Agreement without cause upon six months’ notice to us. If the Master Relationship Agreement is terminated, we may not be able to obtain an alternate supplier of such products on favorable terms, if at all, which could have a material adverse impact on our business, financial condition and results of operations.

Further, damage or disruption to our supply chain due to any of the following could impair our ability to sell our products: adverse weather conditions or natural disaster, government action, fire, terrorism, cyber-attacks, the outbreak or escalation of armed hostilities, pandemic, industrial accidents or other occupational health and safety issues, strikes and other labor disputes, customs or import restrictions or other reasons beyond our control or the control of our suppliers and business partners. Failure to take adequate steps to mitigate the likelihood or potential impact of such events, or to effectively manage such events if they occur, could adversely affect our business, financial condition and results of operations, as well as require additional resources to restore our supply chain.

***Certain concessions or groups of concessions in metropolitan areas generate a meaningful portion of our net sales.***

Though none of our individual concessions was responsible for 10 % or more of our net sales in 2018, certain travel retail locations or groups of locations in a metropolitan area were responsible for meaningful amounts of our net sales. Concessions located in the New York metropolitan area, including John F. Kennedy, LaGuardia and Newark airports, in the aggregate generated 13 % of our net sales in 2018. Concessions located around Chicago, Las Vegas, Los Angeles, Seattle, Toronto and Vancouver airports generated in the aggregate at each location between 5 % and 10 % of our net sales in 2018. Our duty-free concessions in Vancouver and Toronto generated the significant majority of our net sales at each location in 2018.

Any disruption to activities at these locations or groups of locations could have a material adverse impact on our turnover and results of operations. Moreover, any serious dispute between us and the operator or concession landlords at such travel retail locations or group of locations that could threaten the continuity or renewal of concessions at such locations, which could have a material adverse impact on our turnover and results of operations.

***Our expansion into new airports may present increased risks due to our unfamiliarity with those areas.***

Our growth strategy depends upon expanding into select markets that meet our minimum operating criteria. Airports that meet our criteria may be in locations where we have little or no meaningful operating experience. In addition, these locations may be characterized by demographic characteristics, consumer tastes and discretionary spending patterns that are different from those in the markets where our existing operations are located. As a result, new airport terminal operations may be less successful than our current airport terminal concessions. We may not be able to identify new markets that meet our minimum operating criteria, and even if we do, we may find it more difficult in these markets to hire, motivate and keep qualified employees. Operations in new markets may be less successful than those in markets where we currently operate and may not reach expected sales and profit levels, which could negatively impact our business, financial condition and results of operations.

***We rely on our customers spending a significant amount of time in the airports where we operate, and a change in customer habits or changes in transportation safety requirements and procedures could have a material adverse impact on our business, financial condition and results of operations.***

Since most of our concessions are situated beyond the security checkpoints at airports, we rely on our customers spending a significant amount of time in the areas of the airport terminals where we have concessions. Changes in airline passengers' travel habits prior to departure, including an increase in the availability or popularity of airline or private lounges, or changes in the efficiency of ticketing, transportation safety procedures and air traffic control systems, could reduce the amount of time that our customers spend at locations where we have concessions. A reduction in the time that customers spend in airports near our concessions could have a material adverse impact on our business, financial condition and results of operations.

***Failure to timely obtain and maintain required licenses and permits could lead to the loss or suspension of licenses relating to the sale of liquor.***

The laws in the United States and Canada, including in each state and province in which we operate, require that any concession at which we sell alcohol be properly licensed. Alcohol control laws and regulations impact numerous aspects of operations of our concessions, such as hours of operation, advertising, trade practices, wholesale purchasing, relationships with alcohol manufacturers and distributors, inventory control and the handling and storage of alcohol. These laws and regulations also generally require us to supervise and control the conduct of all persons on our licensed premises and may assign liability to us for certain actions of our customers while in our concessions. In addition, obtaining liquor licenses for multiple concessions or that cover large areas often requires overcoming regulatory obstacles and can be time consuming and expensive. Any failure to comply with these regulations or to timely obtain and maintain liquor licenses could adversely affect our results of operations.

***Failure to comply with ACDBE participation goals and requirements could lead to lost business opportunities or the loss of existing business.***

Many of our concessions in the continental United States contain minimum ACDBE participation requirements, and bidding on or submitting proposals for new concessions often requires that we meet or use good faith efforts to meet minimum ACDBE participation goals. Due to various factors, the process of identifying and contracting with ACDBEs can be challenging. The rules and regulations governing the certification and counting of ACDBE participation in airport concessions are complex, and ensuring ongoing compliance is costly and time consuming. If we fail to comply with the minimum ACDBE participation requirements, we may be held responsible for breach of contract, which could result in the termination of a concession or monetary damages and could adversely affect our ability to bid on or obtain future concessions. To the extent we fail to comply with the minimum ACDBE participation goals, there could be a material adverse impact on our business, financial condition and results of operations.

***Information technology system failures or disruptions, or changes to information technology related to payment systems, could impact our day-to-day operations.***

Our information technology systems are used to record and process transactions at our point of sale interfaces and to manage our operations. These systems provide information regarding most aspects of our financial and operational performance, statistical data about our customers, our sales transactions and our inventory management. Fire, natural disasters, power loss, telecommunications failure, break-ins, terrorist attacks (including cyberattacks), computer viruses, electronic intrusion attempts from both external and internal sources and similar events or disruptions may damage or impact our information technology systems at any time. These events could cause system interruption, delays or loss of critical data and could disrupt our acceptance and fulfillment of customer orders, as well as disrupt our operations and management. For example, although our point-of-sales systems are programmed to operate and process customer orders independently from the availability of our central data systems and even of the network, if a problem were to disable electronic payment systems in our stores, credit card payments would need to be processed manually, which could result in fewer transactions. Significant disruption to systems could have a material adverse impact on our business, financial condition and results of operations.

We also continually enhance or modify the technology used in our operations. We cannot be sure that any enhancements or other modifications we make to our operations will achieve the intended results or otherwise be of value to our customers. Future enhancements and modifications to our technology could consume considerable resources. We may be required to enhance our payment systems with new technology, which could require significant expenditures. If we are unable to maintain and enhance our technology to process transactions, we may experience a material adverse impact on our business, financial condition and results of operations.

***If we are unable to protect our customers' credit card data and other personal information, we could be exposed to data loss, litigation and liability, and our reputation could be significantly impacted.***

The use of electronic payment methods and collection of other personal information, including sales history, travel history and other preferences, exposes us to increased risks, including the risk of security breaches. In connection with credit or debit card transactions, we collect and transmit confidential information by way of secure private retail networks. Additionally, we collect and store personal information from individuals, including our customers and employees.

As a retail company, we have been and will be subject to the risk of security breaches and cyber-attacks in which credit and debit card information is stolen. Although we use secure networks to transmit confidential information, the techniques used to obtain unauthorized access, disable or degrade service, or sabotage systems change frequently and may be difficult to detect for long periods of time, and as a result we may be unable to anticipate these techniques or implement adequate preventive measures. Third parties with whom we do business may attempt to circumvent our security measures in order to misappropriate such information, and may purposefully or inadvertently cause a breach involving such information. In addition, hardware, software, or applications we develop or procure from third parties may contain defects in design or manufacture or lack sufficient controls that could unexpectedly compromise information security. Unauthorized parties may also attempt to gain access to our systems or facilities, or those of third parties with whom we do business, through fraud, trickery or other forms of deceiving our team members, contractors, vendors and temporary staff.

We may become subject to claims for purportedly fraudulent transactions arising out of actual or alleged theft of credit or debit card information, and we may also be subject to lawsuits or other proceedings relating to these types of incidents. Any such claim or proceeding could cause us to incur significant unplanned expenses and divert resources, which could have a material adverse impact on our business, financial condition and results of operations. Further, adverse publicity resulting from these allegations could significantly impact our reputation and have a material adverse impact on our business, financial condition and results of operations.

***Our results of operations fluctuate due to seasonality and other factors that impact the airline industry.***

The third quarter of each calendar year, which is when passenger numbers are typically highest, has historically represented the largest percentage of our turnover for the year, and the first quarter has historically represented the smallest percentage, as passenger numbers are typically lower. The results of operations of our concessions generally reflect this seasonality, and therefore, our quarterly operating results are not necessarily indicative of operating results for an entire year. We increase our working capital prior to peak sales periods, so as to carry higher levels of merchandise and add temporary personnel to the sales team to meet the expected higher demand. Our results of operations would be adversely affected by any significant reduction in sales during the traditional peak sales period.

***We are exposed to fluctuations in currency exchange rates, which could negatively impact our financial condition and results of operations.***

We are impacted by the purchasing power of both the U.S. and Canadian dollar relative to other currencies. When the U.S. or Canadian dollar appreciates in value relative to other currencies, our products become more expensive for international airline passengers whose home currency has less relative purchasing power. In addition, the increased purchasing power of the U.S. or Canadian dollar, as the functional currency of our stores, could also cause domestic airline passengers to purchase products abroad. The exchange rate fluctuations in either such currency could have an adverse effect on our business, financial condition and results of operations.

***Our success depends on our ability to attract and retain qualified personnel, including executive officers and management.***

Our success depends, to a significant extent, on the performance and expertise of executive officers, top management and other key employees. There is competition for skilled, experienced personnel in the fields in which we operate and, as a result, the retention of such personnel cannot be guaranteed. The loss or incapacitation of our executive officers, senior management or any other key employees or the failure to attract new highly qualified employees could have a material adverse impact on our business, financial condition and results of operations. Our continuing ability to recruit and retain skilled personnel will be an important element of our future success.

***We identified a material weakness in our internal control over financial reporting as part of management's assessment. If we are unable to remediate this material weakness, or if we identify additional material weaknesses in the future or otherwise fail to maintain an effective system of internal controls, we may not be able to accurately or timely report our financial results, or prevent fraud, and investor confidence in our company and the market price of our shares may be adversely affected.***

As part of management's assessment of its internal control over financial reporting for the fiscal year ending December 31, 2018, management identified a material weakness as defined under the Exchange Act and by the U.S. Public Company Accounting Oversight Board, or PCAOB, in our internal control over financial reporting. A material weakness is a deficiency, or a combination of deficiencies, in internal control over financial reporting, such that there is a reasonable possibility that a material misstatement of the company's annual financial statements will not be prevented or detected on a timely basis. The material weakness identified relates specifically to the procure to pay process and the related internal controls supporting this area. The material weakness specifically related to issues around, (1) a lack of appropriate controls over the design and operating effectiveness of the purchasing process, including lack of proper segregation of duties;(2) a lack of formal policies and procedures related to invoice payment authorization; (3) and a lack of adequate review over certain accounts payable functions, including vendor setup and maintenance, and review and approval of invoices for payment. The material weakness did not result in a restatement of our prior year financial statements. See "Item 15. Controls and Procedures" for more information.

We have initiated remedial measures and are taking additional measures to remediate this material weakness. First, we are continuing to roll out an enhanced purchase order process to additional key locations for merchandise purchases which are designed to ensure that (i) appropriate levels of management approve each purchase order with tiered thresholds, and (ii) duties related to the approval of purchase orders, receipt of goods, and invoice management are appropriately segregated. Second, we are implementing accounts payable software designed to automate and streamline invoice processing, review and approval workflows for merchandising and non-merchandising invoices. Third, we implemented a new invoice payment approval matrix that became operational at the end of Q4 2018, which is also integrated in the accounts payable automation software described above. Fourth, we also intend to strengthen our controls over the vendor set up and maintenance process by implementing additional controls relating to the appropriate segregation of duties between vendor set-up and invoice processing, and by requiring independent review of information entered into the accounts payable system.

However, the implementation of the measures described above and other measures we take may not fully address this material weakness in our internal controls over financial reporting, and therefore we might not be able to conclude that it has been fully remedied. We believe it is possible that, had our independent registered public accounting firm performed an audit of our internal control over financial reporting in accordance with PCAOB standards, additional control deficiencies may have been identified. If we fail to correct this material weakness or if we experience additional material weaknesses in the future or otherwise fail to maintain an effective system of internal controls, we may not be able to accurately or timely report our financial statements and such failure could also impair our ability to comply with applicable financial reporting requirements and make related regulatory filings on a timely basis. This could result in a negative reaction in the financial markets due to a loss of confidence in the reliability of our financial statements, which could negatively affect the market price of our shares. In addition, we may be required to incur additional costs in connection with improving our internal control system and hiring additional personnel. Any such action could negatively affect our results of operation and cash flows.

***Damage to our reputation or lack of acceptance or recognition of our retail concepts or the brands we license from Dufry, including Dufry, Hudson, Nuance and World Duty Free, could negatively impact our business, financial condition and results of operations.***

We believe we have built a strong reputation for the quality and breadth of our concessions. Any incident that erodes consumer affinity for our retail concepts or brand value could significantly damage our business. If customers perceive or experience a reduction in quality, service or convenience at our concessions carrying the brands we license from Dufry or in any way believe we fail to deliver a consistently positive experience, our business may be adversely affected. In addition, Dufry uses the brands that we license from them outside of the continental United States and Canada. If Dufry takes actions that result in adverse publicity surrounding the quality, service or convenience of these brands, our business may be adversely impacted. Additionally, other travel retailers or brands with similar names to our brands may be the subject of negative publicity, which is outside of our control, and which may arise from time to time and could cause confusion among consumers, who could lose confidence in the products and services we offer. Any such negative publicity, regardless of its veracity as it relates to our brands, may have a material adverse impact on our business, financial condition and results of operations.

Furthermore, our ability to successfully develop concessions in new markets may be adversely affected by a lack of awareness or acceptance of our retail concepts and brands. To the extent that we are unable to foster name recognition and affinity for our concessions in new markets or are unable to anticipate and react to shifts in consumer preferences away from certain retail options, our growth may be significantly delayed or impaired.

***Our or Dufry's failure or inability to protect the trademarks or other proprietary rights we use, or claims of infringement by us of rights of third parties, could adversely affect our competitive position or the value of our brands.***

We believe that our trademarks and other proprietary rights are important to our success and our competitive position. However, any actions that we or Dufry take to protect the intellectual property we use may not prevent unauthorized use or imitation by others, which could have an adverse impact on our image, brand or competitive position. If we commence litigation to protect our interests or enforce our rights, we could incur significant legal fees. We also cannot assure you that third parties will not claim infringement by us of their proprietary rights. Any such claim, whether or not it has merit, could be time consuming and distracting for our management, result in costly litigation, cause changes to existing retail concepts or delays in introducing retail concepts, or require us to enter into royalty or licensing agreements. As a result, any such claim could have a material adverse impact on our business, financial condition and results of operations.

***Taxation of goods policies in the United States or Canada may change.***

A substantial part of our turnover is derived from our sale of duty-free products, such as perfumes, luxury products, spirits and tobacco. Governmental authorities in the United States or Canada may alter or eliminate the duty-free status of certain products or otherwise change import or tax laws. For example, sales and excise taxes on products sold at traditional retail locations situated outside airports or online may be lowered in the future, partly removing our competitive advantage with respect to duty-free product pricing. If we lose the ability to sell duty-free products generally or in any of our major duty-free markets or if we lose market share to traditional or online retailers as a result of a reduction in sales and excise taxes, our turnover may decrease significantly and our business, financial condition and results of operations may be materially adversely affected.

***Future changes in effective tax rates or adverse outcomes resulting from examination of our income or other tax returns could adversely affect our operating results and financial condition.***

We are subject to income taxes in the U.K., United States and Canada, and our tax liabilities will be subject to the allocation of expenses in differing jurisdictions and provinces. Our future effective tax rates could be subject to volatility or adversely affected by a number of factors, including:

- changes in the valuation of our deferred tax assets and liabilities;
- expected timing and amount of the release of any tax valuation allowances;
- tax effects of stock-based compensation;
- costs related to intercompany restructurings; or
- changes in tax laws, regulations or interpretations thereof.

On December 22, 2017, the United States enacted a reform of the tax legislation that, among other elements, reduces the corporate federal income tax (CIT) rate from 35 % to 21 % and imposes in addition a “base erosion and anti-abuse tax” (“BEAT”) on domestic corporations for payments done to foreign related persons in connection with tax deductible expenses. On December 13, 2018, the US tax authority issued draft regulations in relation to the new law. However, a number of uncertainties remain as to the interpretation and application of the provisions in the Tax Reform Legislation and draft regulations. In the absence of final guidance and clearer interpretation by the regulators on these issues, we will use what we believe are reasonable interpretations and assumptions in interpreting and applying the Tax Reform Legislation and draft regulations for purposes of determining our income tax payable and results of operations, which may change as we receive additional clarification and implementation guidance. It is also possible that the Internal Revenue Service could issue subsequent guidance or take positions on audit that differ from the interpretations and assumptions that we previously made, which could have a material adverse effect on our cash tax liabilities, results of operations and financial condition.

In addition, we may be subject to audits of our income, sales and other transaction taxes by U.K. tax authorities, U.S. federal and state authorities and Canadian national and provincial authorities. Outcomes from these audits could have an adverse impact on our operating results and financial condition.

***Our ability to use our net operating loss carryforwards and certain other tax attributes will be limited.***

As of December 31, 2018, we had federal net operating loss carryforwards of \$175.1 million and state net operating loss carryforwards of \$99.1 million. Under Sections 382 and 383 of the Internal Revenue Code of 1986, as amended (the “Code”), if a corporation undergoes an “ownership change,” its ability to use its pre-change NOLs and other pre-change tax attributes to offset its post-change income may be limited. In general, an “ownership change” generally occurs if there is a cumulative change in our ownership by “5-percent shareholders” that exceeds 50 percentage points over a rolling three-year period. Similar rules may apply under state tax laws. We have experienced ownership changes in the past and our initial public offering resulted in another ownership change. As a result, if we earn net taxable income, our ability to use our federal and state NOLs, or other tax attributes, to offset U.S. federal and state taxable income will be subject to limitations. However we do not believe that these limitations will materially affect our ability to utilize our existing NOLs or other tax attributes to offset our current and future federal and state taxable income. In addition, we may experience additional ownership changes in the future as a result of future transactions in our common stock (including any future dispositions by Dufry), some of which may be outside our control, and could result in additional limitations which could significantly limit our ability to utilize our existing or future NOLs or other tax attributes.

***We may be adversely impacted by litigation.***

We and our third-party business partners are defendants in a number of court, arbitration and administrative proceedings, and, in some instances, are plaintiffs in similar proceedings. Actions, including class action lawsuits, filed against us from time to time include commercial, tort, customer, employment (such as wage and hour and discrimination), tax, administrative, customs and other claims, and the remedies sought in these claims can be for material amounts and also include class action lawsuits. In addition, we may be impacted by litigation trends including class action lawsuits involving consumers, shareholders and employees, which could have a material adverse impact on our business, financial condition and results of operations.

***Restrictions on the sale of tobacco products and on smoking in general may affect our tobacco product sales.***

The sale of tobacco products represented 3.0% of our net sales for the year ended December 31, 2018. As part of the campaign to highlight the negative effects of smoking, international health organizations and the anti-smoking lobby continue to seek restrictions on the sale of tobacco products, including duty-free sales. More generally, an increasing number of national, state and local governments have prohibited, or are proposing to prohibit, smoking in certain public places. If we were to lose our ability to sell tobacco products, or if the increasing number of smoking prohibitions caused a reduction in our sales of tobacco products, our business, financial condition and results of operations could be materially adversely affected.

***We may experience increased labor costs, including for employee health care benefits.***

Various labor and healthcare laws and regulations in the United States and Canada impact our relationships with our employees and affect operating costs. These laws include employee classifications as exempt or non-exempt, minimum wage requirements, unemployment tax rates, workers' compensation rates, overtime, family and sick leave, safety standards, payroll taxes, citizenship requirements and other wage and benefit requirements for employees classified as non-exempt, including requirements related to health care and insurance. As our store level employees are paid at rates set at, or in relation to, the applicable minimum wage, further increases in the minimum wage could increase our labor costs. Significant additional government regulation could materially affect our business, financial condition and results of operations.

***Our business is subject to various laws and regulations, and changes in such laws and regulations, or failure to comply with existing or future laws and regulations, could adversely affect us.***

We are subject to various laws and regulations in the United States and Canada, as well as international treaties, that affect the operation of our concessions. The impact of current laws and regulations, the effect of changes in laws or regulations that impose additional requirements and the consequences of litigation relating to current or future laws and regulations, or our inability to respond effectively to significant regulatory or public policy issues, could increase our compliance and other costs of doing business and therefore have an adverse impact on our results of operations.

Failure to comply with the laws and regulatory requirements of governmental authorities could result in, among other things, revocation of required licenses, administrative enforcement actions, fines and civil and criminal liability. In addition, certain laws may require us to expend significant funds to make modifications to our concessions in order to comply with applicable standards. Compliance with such laws and regulations can be costly and can increase our exposure to litigation or governmental investigations or proceedings.

***We are subject to the risk of union disputes and work stoppages at our concessions, which could have a material adverse impact on our business, financial condition and results of operations.***

As of December 31, 2018, 42 % of our employees were covered by collective bargaining agreements, some of which have since expired. We are also often subject to airport "labor harmony" policies, which require (or effectively require) that we employ unionized workers. In addition, negotiating labor agreements, either for new concessions or to replace expiring agreements, is time consuming and may not be accomplished on a timely basis. If we are unable to satisfactorily negotiate those labor agreements on terms acceptable to us, we may face a strike or work stoppage that could have a material adverse impact on our business, financial condition and results of operations. In addition, existing labor agreements may not prevent a strike or work stoppage.



***Our business requires substantial capital expenditures and we may not have access to the capital required to maintain and grow our operations.***

Maintaining and expanding our operations in our existing and new retail locations is capital intensive. Specifically, the construction, redesign and maintenance of our retail space in airport terminals where we operate, technology costs and compliance with applicable laws and regulations require substantial capital expenditures. We may require additional capital in the future to:

- fund our operations;
- respond to potential strategic opportunities, such as investments, acquisitions and expansions; and
- service or refinance our indebtedness.

We must continue to invest capital to maintain or to improve the success of our concessions and to meet refurbishment requirements in our concessions. Decisions to expand into new terminals could also affect our capital needs. The average annual capital expenditure for the last three fiscal years has been \$83.7 million. Our actual capital expenditures in any year will vary depending on, among other things, the extent to which we are successful in renewing existing concessions and winning additional concession agreements.

Over the longer term, we will need to make additional investments in order to significantly grow our footprint in new airports and terminals, expand in other travel retail channels and increase our presence in the food and beverage concession market. Additional financing may not be available on terms favorable to us or at all due to several factors, including the terms of our existing indebtedness, our relationship with our controlling shareholder, who has historically provided us with financing, and trends in the global capital and credit markets. We are also subject to certain covenants in Dufry's 4.50 % Senior Notes due 2023 and 2.50 % Senior Notes due 2024, including restrictions on the amount of debt we may be able to incur from third parties and on our ability to grant liens on our assets. In addition, we are also subject to certain of the covenants contained in Dufry's existing credit facilities, including restrictions on the amount of third-party debt we may incur, on our ability to grant liens on our assets and to provide guarantees and on our ability to enter into certain acquisitions, investments, mergers and asset sales. See "Item 5. Operating and Financial Review and Prospects – B. Liquidity and capital resources – Indebtedness – Restrictions on our indebtedness." We may in the future be subject to other restrictions that limit our ability to incur indebtedness. The terms of available financing may also restrict our financial and operating flexibility. If adequate funds are not available on acceptable terms, we may be forced to reduce our operations or delay, limit or abandon expansion opportunities. We cannot assure you that we will be able to maintain our operating performance or generate sufficient cash flow, or that we will have access to sufficient financing, to continue our operations and development activities at or above our present levels, and we may be required to defer all or a portion of our capital expenditures. Our business, financial condition and results of operations may be materially adversely affected if we cannot make such capital expenditures.

**Risks relating to our structure**

***Our controlling shareholder, Dufry, provides us with certain key franchise services for our business and loans to finance our operations. If Dufry fails to perform its obligations to us or provide financing to us, and we do not find appropriate replacement services or financing sources, we may be unable to perform these services or finance our operations, or may not be able to secure substitute arrangements on a timely and cost-effective basis on terms favorable to us.***

Prior to our initial public offering and the related Reorganization Transactions, we operated as a business unit of Dufry. We historically relied on franchise services provided by Dufry, including centralized support services such as treasury, audit and other similar services. In addition, we have licensed all of our proprietary brands, including Dufry, Hudson, Nuance and World Duty Free, from Dufry. Dufry has also been one of our largest merchandise suppliers. In connection with our initial public offering, we entered into a series of new agreements with Dufry, including the Master Relationship Agreement. See "Item 7. Major Shareholders and Related Party Transactions – B. Related party transactions – Transactions with Dufry – Other agreements with Dufry." The services provided under the Master Relationship Agreement include financing and treasury operations, the supply of duty-free products for sale, IT services and tax services, among others.

Our agreements with Dufry also include various franchise agreements pursuant to which Dufry licenses our use of the Dufry, Nuance and World Duty Free trademarks. Each of these franchise agreements is terminable without cause by Dufry upon six months' notice. Separate from the franchise agreements, Dufry has granted us a seven-year license to use the Hudson brand and trademark within the continental United States, Hawaii and Canada. If Dufry were to decide to terminate, or to not renew, any of these agreements, our business, financial condition and results of operations would be materially adversely affected.

The services provided under the agreements with Dufry may not be sufficient to meet our needs and we may not be able to obtain other needed services on favorable terms, if at all. If Dufry were to encounter financial difficulties that impact its ability to provide services to us, our business, financial condition and results of operations could be materially impacted. Any failure of, or significant downtime in, our own financial or administrative systems or in Dufry's financial or administrative systems and any difficulty establishing our systems or integrating newly acquired assets into our business could result in unexpected costs, impact our results or prevent us from paying our suppliers and employees and performing other administrative services on a timely basis, which could have a material adverse impact on our business, financial condition and results of operations.

In addition, we have historically been an integral part of Dufry's global treasury and cash management operations and we expect to continue to be an integral part of such operations. As of December 31, 2018, we had \$492.6 million of long-term financial loans (excluding current portion) due to Dufry. To the extent that the terms of our existing or future indebtedness to Dufry are unfavorable compared to other financing opportunities, our financial condition could be adversely affected.

***The two-class structure of our common shares has the effect of concentrating voting control with Dufry and its affiliates. Because of its significant share ownership, Dufry exerts control over us, including with respect to our business, policies and other significant corporate decisions. This limits or precludes your ability to influence corporate matters, including the election of directors, amendments to our organizational documents and any merger, amalgamation, sale of all or substantially all of our assets or other major corporate transaction requiring shareholder approval.***

As of March 7, 2019, the shares owned by our controlling shareholder represent 93.1 % of the voting power of our issued and outstanding share capital. Each Class A common share is entitled to one vote per share and is not convertible into any other shares of our share capital. Each Class B common share is entitled to 10 votes per share and is convertible into one Class A common share at any time. In addition, each Class B common share will automatically convert into one Class A common share upon any transfer thereof to a person or entity that is not an affiliate of the holder of such Class B common share. Further, all of our Class B common shares will automatically convert into Class A common shares upon the date when all holders of Class B common shares cease to hold Class B common shares representing, in the aggregate, 10 % or more of the total number of Class A and Class B common shares issued and outstanding. Any Class B common shares that are converted into Class A common shares may not be reissued. The disparate voting rights of our Class B common shares will not change upon transfer unless such Class B common shares are first converted into our Class A common shares. See "Item 10. Additional Information – B. Memorandum of association and bye-laws."

As a result, our controlling shareholder has the ability to determine the outcome of all matters submitted to our shareholders for approval, including the election and removal of directors and any amalgamation, merger or sale of all or substantially all of our assets. Dufry has significant power to control our operations, and may impose group-level policies on us that are based on the interests of the Dufry Group as a whole. Group-level policies may not align with our interests and could change the way we conduct our business, which could have a material adverse impact on our business, financial condition and results of operations.

The interests of our controlling shareholder might not coincide with the interests of the other holders of our share capital. This concentration of ownership may have an adverse impact on the value of our Class A common shares by:

- delaying, deferring or preventing a change in control of us;
- impeding an amalgamation, merger, takeover or other business combination involving us; or
- causing us to enter into transactions or agreements that are not in the best interests of all shareholders.

***Our controlling shareholder, Dufry, could engage in business and other activities that compete with us.***

Dufry and its controlled affiliates (other than us) have informed us that they will not, subject to certain exceptions, pursue opportunities in the continental United States, Hawaii or Canada in the following areas: retail or food and beverage concessions; leases at airports or train stations; master concessionaire roles at airports; or any other Dufry, Hudson, Nuance or World Duty Free branded retail operations, except that Dufry may continue to pursue travel retail operations, using any of the aforementioned brands, on board cruise lines that visit the continental United States or Canada or at ports in the continental United States or Canada visited by cruise lines. Except as described above and subject to any contract that we may enter into with Dufry, Dufry will have no obligation to refrain from:

- engaging in the same or similar business activities or lines of business as us; or
- doing business with any of our partners, customers or vendors.

Dufry is a diversified travel retailer with significant operations outside of the continental United States, Hawaii and Canada, including in six continents, covering 65 countries and over 400 locations. Dufry continues to engage in these businesses, including use of the Hudson brand outside the continental United States, Hawaii and Canada. To the extent that Dufry engages in the same or similar business activities or lines of business as us, or engages in business with any of our partners, customers or vendors, our ability to successfully operate and expand our business may be hampered.

***Conflicts of interest may arise between us and our controlling shareholder, Dufry, which could be resolved in a manner unfavorable to us.***

Questions relating to conflicts of interest may arise between us and Dufry in a number of areas relating to our past and ongoing relationships. Our chief executive officer is a member of the Global Executive Committee of Dufry. Our directors and officers may own Dufry stock and options to purchase Dufry stock. Ownership interests of our directors or officers in Dufry stock, or service as a director of our Company and a director, officer and/ or employee of Dufry, could give rise to potential conflicts of interest when a director or officer is faced with a decision that could have different implications for the two companies. These potential conflicts could arise, for example, over matters such as business opportunities that may be attractive to both Dufry and us, the desirability of changes to our business and operations, funding and capital matters, regulatory matters, matters arising with respect to agreements with Dufry, employee retention or recruiting, labor, tax, employee benefit, indemnification and other matters relating to our restructuring or our dividend policy.

The corporate opportunity policy set forth in our bye-laws addresses certain potential conflicts of interest between our Company, on the one hand, and Dufry and its officers who are directors of our Company, on the other hand. By purchasing Class A common shares, you will be deemed to have notice of and have consented to the provisions of our bye-laws, including the corporate opportunity policy. See "Item 10. Additional Information – B. Memorandum of association and bye-laws." Although these provisions are designed to resolve certain conflicts between us and Dufry fairly, we cannot assure you that any conflicts will be so resolved.

***As a foreign private issuer and “controlled company” within the meaning of the New York Stock Exchange’s corporate governance rules, we are permitted to, and we will, rely on exemptions from certain of the New York Stock Exchange corporate governance standards, including the requirement that a majority of our board of directors consist of independent directors. Our reliance on such exemptions may afford less protection to holders of our Class A common shares.***

The New York Stock Exchange’s corporate governance rules require listed companies to have, among other things, a majority of independent directors and independent director oversight of executive compensation, nomination of directors and corporate governance matters. As a foreign private issuer, we are permitted to, and we will, follow home country practice in lieu of the above requirements. As long as we rely on the foreign private issuer exemption to certain of the New York Stock Exchange corporate governance standards, a majority of the directors on our board of directors are not required to be independent directors, and we are not required to maintain a compensation committee or a nominating and corporate governance committee. Therefore, our board of directors’ approach to governance may be different from that of a board of directors consisting of a majority of independent directors, and, as a result, the management oversight of our company may be more limited than if we were subject to all of the New York Stock Exchange corporate governance standards.

In the event we no longer qualify as a foreign private issuer, we intend to rely on the “controlled company” exemption under the New York Stock Exchange corporate governance rules. A “controlled company” under the New York Stock Exchange corporate governance rules is a company of which more than 50 % of the voting power is held by an individual, group or another company. Our controlling shareholder controls a majority of the combined voting power of our outstanding common shares, making us a “controlled company” within the meaning of the New York Stock Exchange corporate governance rules. As a controlled company, we are eligible to, and, in the event we no longer qualify as a foreign private issuer, we intend to elect not to comply with certain of the New York Stock Exchange corporate governance standards, including the requirement that a majority of directors on our board of directors are independent directors and the requirement that our nomination and remuneration committee consist entirely of independent directors.

Accordingly, our shareholders will not have the same protection afforded to shareholders of companies that are subject to all of the New York Stock Exchange corporate governance standards, and the ability of our independent directors to influence our business policies and affairs may be reduced.

***Our financial information included in this annual report may not be representative of our financial condition and results of operations if we had been operating as a stand-alone company.***

Prior to our initial public offering and the related Reorganization Transactions, the travel retail business of Dufry in the continental United States and Canada was carried out by various subsidiaries of Dufry. Since we and the subsidiaries of Dufry that operated our business were under common control of Dufry, our Consolidated Financial Statements include the assets, liabilities, turnover, expenses and cash flows that were directly attributable to our business for all periods presented. In particular, our consolidated statement of financial position as of December 31, 2017 includes those assets and liabilities that are specifically identifiable to our business; and our consolidated statements of comprehensive income for 2017 and 2016 include all costs and expenses related to us, including certain costs and expenses allocated from Dufry to us. We made numerous estimates, assumptions and allocations in our historical financial statements because we did not operate as a stand-alone company prior to the Reorganization Transactions. Although our management believes that the assumptions underlying our historical financial statements and the above allocations are reasonable, our historical financial statements may not necessarily reflect our results of operations, financial position and cash flows as if we had operated as a stand-alone company during those periods. See “Item 7. Major Shareholders and Related Party Transactions” for our arrangements with Dufry and “Item 5. Operating and Financial Review and Prospects” and the notes to our Consolidated Financial Statements included elsewhere in this annual report for our historical cost allocation. Therefore, our historical results may not necessarily be indicative of our future performance.

## Risks Relating to the Ownership of Our Class A Common Shares

### ***The price of our Class A common shares might fluctuate significantly, and you could lose all or part of your investment.***

Volatility in the market price of our Class A common shares may prevent you from being able to sell our Class A common shares at or above the price you paid for such shares. The trading price of our Class A common shares may be volatile and subject to wide price fluctuations in response to various factors, including:

- market conditions in the broader stock market in general, or in our industry in particular;
- actual or anticipated fluctuations in our quarterly financial and operating results;
- introduction of new products and services by us or our competitors;
- issuance of new or changed securities analysts' reports or recommendations;
- sales of large blocks of our shares;
- additions or departures of key personnel;
- regulatory developments; and
- litigation and governmental investigations.

These and other factors may cause the market price and demand for our Class A common shares to fluctuate substantially, which may limit or prevent investors from readily selling Class A common shares and may otherwise negatively affect the liquidity of our Class A common shares. In addition, in the past, when the market price of a stock has been volatile, holders of that stock have often instituted securities class action litigation against the company that issued the stock. If any of our shareholders brought a lawsuit against us, we could incur substantial costs defending the lawsuit. Such a lawsuit could also divert the time and attention of our management from our business.

### ***The obligations associated with being a public company require significant resources and management attention.***

As a public company in the United States, we have incurred and will continue to incur legal, accounting and other expenses that we did not previously incur. We are subject to the reporting requirements of the Securities Exchange Act of 1934, as amended (the "Exchange Act"), and the Sarbanes-Oxley Act, the listing requirements of the New York Stock Exchange and other applicable securities rules and regulations. The Exchange Act requires that we file annual and current reports with respect to our business, financial condition and results of operations. The Sarbanes-Oxley Act requires, among other things, that we establish and maintain effective internal controls over financial reporting. We have made, and will continue to make, changes to our internal controls and procedures for financial reporting and accounting systems in order to meet our reporting obligations as a public company. However, the measures we take may not be sufficient to satisfy these obligations. In addition, compliance with these rules and regulations will increase our legal and financial compliance costs and will make some activities more time-consuming and costly. These additional obligations could have a material adverse impact on our business, financial condition, results of operations and cash flow.

In addition, changing laws, regulations and standards relating to corporate governance and public disclosure are creating uncertainty for public companies, increasing legal and financial compliance costs and making some activities more time consuming. These laws, regulations and standards are subject to varying interpretations, in many cases due to their lack of specificity, and, as a result, their application in practice may evolve over time as new guidance is provided by regulatory and governing bodies. This could result in continuing uncertainty regarding compliance matters and higher costs necessitated by ongoing revisions to disclosure and governance practices. We intend to invest resources to comply with evolving laws, regulations and standards, and this investment may result in increased general and administrative expenses and a diversion of management's time and attention from turnover-generating activities to compliance activities. If our efforts to comply with new laws, regulations and standards differ from the activities intended by regulatory or governing bodies due to ambiguities related to their application and practice, regulatory authorities may initiate legal proceedings against us and our business, financial condition, results of operations and cash flow could be adversely affected.

***Future sales of our Class A common shares, or the perception in the public markets that these sales may occur, may depress our share price.***

Sales of substantial amounts of our Class A common shares in the public market, or the perception that these sales could occur, could adversely affect the price of our Class A common shares and could impair our ability to raise capital through the sale of additional shares. As of March 7, 2019, we have 39,379,571 Class A common shares outstanding. The Class A common shares offered in our initial public offering are freely tradable without restriction under the Securities Act of 1933 (the "Securities Act"), except for any shares that may be held or acquired by our directors, executive officers or other affiliates, as that term is defined in the Securities Act, which will be restricted securities under the Securities Act. Restricted securities may not be sold in the public market unless the sale is registered under the Securities Act or an exemption from registration is available. We have filed a registration statement under the Securities Act registering our Class A common shares reserved for issuance under our equity incentive plans, and we have entered into the Registration Rights Agreement pursuant to which we have granted demand and piggyback registration rights to Dufry.

In the future, we may also issue our securities if we need to raise capital in connection with a capital raise or acquisition. The amount of our Class A common shares issued in connection with a capital raise or acquisition could constitute a material portion of our then-outstanding share capital.

***We do not currently intend to pay dividends on our Class A common shares, and, consequently, your ability to achieve a return on your investment will depend on appreciation in the price of our Class A common shares.***

We do not currently intend to pay any cash dividends on our Class A common shares for the foreseeable future. The payment of any future dividends will be determined by the board of directors in light of conditions then existing, including our turnover, financial condition and capital requirements, business conditions, corporate law requirements and other factors.

***Our ability to pay dividends is subject to our results of operations, distributable reserves and solvency requirements; we are not required to pay dividends on our Class A common shares and holders of our Class A common shares have no recourse if dividends are not paid.***

Any determination to pay dividends in the future will be at the discretion of our board of directors and will depend upon our results of operations, financial condition, distributable reserves, contractual restrictions, restrictions imposed by applicable law and other factors our board of directors deems relevant. We are not required to pay dividends on our Class A common shares, and holders of our Class A common shares have no recourse if dividends are not declared. Our ability to pay dividends may be further restricted by the terms of any of our future debt or preferred securities (see also "Item 10. Additional Information – Memorandum of association and bye-laws"). Additionally, because we are a holding company, our ability to pay dividends on our Class A common shares is limited by restrictions on the ability of our subsidiaries to pay dividends or make distributions to us, including restrictions under the terms of the agreements governing our indebtedness.

***If securities or industry analysts do not continue to publish research or reports or publish unfavorable research about our business, the price and trading volume of our Class A common shares could decline.***

The trading market for our Class A common shares will depend in part on the research and reports that securities or industry analysts publish about us, our business or our industry. We have limited research coverage by securities and industry analysts. If no additional securities or industry analysts commence coverage of us, the trading price for our shares could be negatively affected. In the event we obtain additional securities or industry analyst coverage, if one or more of the analysts who covers us downgrades our Class A common shares, their price will likely decline. If one or more of these analysts, or those who currently cover us, ceases to cover us or fails to publish regular reports on us, interest in the purchase of our shares could decrease, which could cause the price or trading volume of our Class A common shares to decline.

***We are a Bermuda company and it may be difficult for you to enforce judgments against us or our directors and executive officers.***

We are a Bermuda exempted company. As a result, the rights of holders of our common shares are governed by Bermuda law and our memorandum of association and bye-laws. The rights of shareholders under Bermuda law may differ from the rights of shareholders of companies incorporated in other jurisdictions. A number of our directors and some of the named experts referred to in this annual report are not residents of the United States, and a substantial portion of our assets are located outside the United States. As a result, it may be difficult for investors to effect service of process on those persons in the United States or to enforce in the United States judgments obtained in U.S. courts against us or those persons based on the civil liability provisions of the U.S. securities laws. It is doubtful whether courts in Bermuda will enforce judgments obtained in other jurisdictions, including the United States, against us or our directors or officers under the securities laws of those jurisdictions or entertain actions in Bermuda against us or our directors or officers under the securities laws of other jurisdictions.

***Our bye-laws restrict shareholders from bringing legal action against our officers and directors.***

Our bye-laws contain a broad waiver by our shareholders of any claim or right of action, both individually and on our behalf, against any of our officers or directors. Subject to Section 14 of the Securities Act, which renders void any purported waiver of the provisions of the Securities Act, the waiver applies to any action taken by an officer or director, or the failure of an officer or director to take any action, in the performance of his or her duties, except with respect to any matter involving any fraud or dishonesty on the part of the officer or director. This waiver limits the right of shareholders to assert claims against our officers and directors unless the act or failure to act involves fraud or dishonesty.

***We may lose our foreign private issuer status in the future, which could result in significant additional costs and expenses.***

We are a "foreign private issuer," as such term is defined in Rule 405 under the Securities Act, and therefore, we are not required to comply with the periodic disclosure and current reporting requirements of the Exchange Act, and related rules and regulations, that apply to U.S. domestic issuers. Under Rule 405, the determination of foreign private issuer status is made annually on the last business day of an issuer's most recently completed second fiscal quarter and, accordingly, we will make the next determination with respect to our foreign private issuer status based on information as of June 30, 2019.

In the future, we could lose our foreign private issuer status if, for example, a majority of our voting power were held by U.S. citizens or residents and we fail to meet additional requirements necessary to avoid loss of foreign private issuer status. The regulatory and compliance costs to us under U.S. securities laws as a domestic issuer may be significantly higher. If we are not a foreign private issuer, we will be required to file periodic reports and registration statements on U.S. domestic issuer forms with the U.S. Securities and Exchange Commission (the "SEC"), which are more detailed and extensive than the forms available to a foreign private issuer. For example, the annual report on Form 10-K requires domestic issuers to disclose executive compensation information on an individual basis with specific disclosure regarding the domestic compensation philosophy, objectives, annual total compensation (base salary, bonus, equity compensation) and potential payments in connection with change in control, retirement, death or disability, while the annual report on Form 20-F permits foreign private issuers to disclose compensation information on an aggregate basis. We would also be required to comply with U.S. federal proxy requirements, and our officers, directors and controlling shareholders will become subject to the short-swing profit disclosure and recovery provisions of Section 16 of the Exchange Act. We may also be required to modify certain of our policies to comply with good governance practices associated with U.S. domestic issuers. Such conversion and modifications will involve additional costs. In addition, we may lose our ability to rely upon exemptions from certain corporate governance requirements on U.S. stock exchanges that are available to foreign private issuers.

***Bermuda law differs from the laws in effect in the United States and may afford less protection to holders of our common shares.***

We are incorporated under the laws of Bermuda. As a result, our corporate affairs are governed by the Companies Act, which differs in some material respects from laws typically applicable to U.S. corporations and shareholders, including the provisions relating to interested directors, amalgamations, mergers and acquisitions, takeovers, shareholder lawsuits and indemnification of directors. Generally, the duties of directors and officers of a Bermuda company are owed to the company only. Shareholders of Bermuda companies may only take action against directors or officers of the company in limited circumstances. The circumstances in which derivative actions may be available under Bermuda law are substantially more proscribed and less clear than they would be to shareholders of U.S. corporations. The Bermuda courts, however, would ordinarily be expected to permit a shareholder to commence an action in the name of a company to remedy a wrong to the company where the act complained of is alleged to be beyond the corporate power of the company or illegal, or would result in the violation of the company's memorandum of association or bye-laws. Furthermore, consideration would be given by a Bermuda court to acts that are alleged to constitute a fraud against the minority shareholders or, for instance, where an act requires the approval of a greater percentage of the company's shareholders than that which actually approved it.

When the affairs of a company are being conducted in a manner that is oppressive or prejudicial to the interests of some shareholders, one or more shareholders may apply to the Supreme Court of Bermuda, which may make such order as it sees fit, including an order regulating the conduct of the company's affairs in the future or ordering the purchase of the shares of any shareholders by other shareholders or by the company. In addition, the rights of holders of our common shares and the fiduciary responsibilities of our directors under Bermuda law are not as clearly established as under statutes or judicial precedent in existence in jurisdictions in the United States, particularly the State of Delaware. Therefore, holders of our common shares may have more difficulty protecting their interests than would shareholders of a corporation incorporated in a jurisdiction within the United States.

***We have anti-takeover provisions in our bye-laws that may discourage a change of control.***

Our bye-laws contain provisions that could make it more difficult for a third-party to acquire us without the consent of our board of directors. These provisions provide for:

- a classified board of directors with staggered three-year terms;
- restrictions on the time period during which directors may be nominated;
- the ability of our board of directors to determine the powers, preferences and rights of preference shares and to cause us to issue the preference shares without shareholder approval; and
- a two-class common share structure, as a result of which Dufry generally will be able to control the outcome of all matters requiring shareholder approval, including the election of directors and significant corporate transactions, such as a merger or other sale of our company or its assets.

These provisions could make it more difficult for a third-party to acquire us, even if the third-party's offer may be considered beneficial by many shareholders. As a result, shareholders may be limited in their ability to obtain a premium for their Class A common shares. See "Item 10. Additional Information – B. Memorandum of association and bye-laws" for a discussion of these provisions.



#### ITEM 4. INFORMATION ON THE COMPANY

##### A. History and development of the company

Hudson Group, anchored by our iconic Hudson brand, is committed to enhancing the travel experience for over 300,000 travelers every day in the continental United States and Canada. Our first concession opened in 1987 with five Hudson News stores in a single airport in New York City. Today we operate in airports, commuter terminals, hotels and some of the most visited landmarks and tourist destinations in the world, including the Empire State Building, Space Center Houston, and United Nations Headquarters. The Company is guided by a core purpose: to be “The Traveler’s Best Friend.” We aim to achieve this purpose by serving the needs and catering to the ever-evolving preferences of travelers through our product offerings and store concepts. Through our commitment to this purpose, as part of the global Dufry Group, we have become one of the largest travel concession operators in the continental United States and Canada.

As of December 31, 2018, we had a diversified portfolio of over 200 concession agreements, through which we operated 1,028 stores across 88 different transportation terminals and destinations, including concessions in 24 of the 25 top airports in the continental United States and Canada. We have over one million square feet of commercial space and conduct over 125 million transactions annually. From 2008 to our initial public offering in 2018, we were a wholly-owned subsidiary of Dufry, a leading global travel retailer operating over 2,300 stores in 65 countries on six continents, and we continue to benefit from Dufry’s expertise and scale in the travel retail market.

We operate travel essentials and convenience stores, bookstores, duty-free stores, proprietary and branded specialty stores, electronics stores, themed stores and quick-service food and beverage outlets under proprietary and third-party brands. Our proprietary brands include:



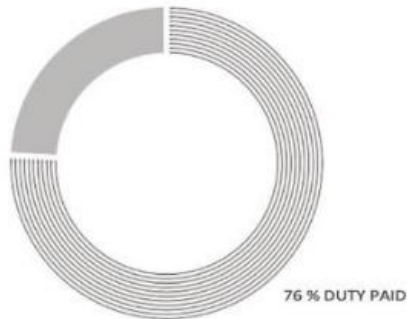
We offer our customers a broad assortment of products through our duty-paid and duty-free operations. Within our duty-paid operations, we offer products in the following categories: media (including books and magazines), food and beverage (including grab and go, snacks and confectionary), essentials (including travel accessories, electronics, health and beauty accessories), destination (including souvenir, apparel and gifts) and fashion (including apparel, watches, jewelry, accessories, leather and baggage). Within our duty-free retail operations, our product categories include perfume and cosmetics, wine and spirits, confectionary, fashion (including watches, jewelry, accessories, leather and baggage) and tobacco.

## B. Business overview

For the year ended December 31, 2018, our net sales were broken down as follows:

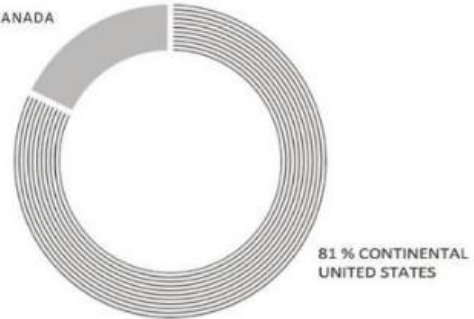
### NET SALES BY MARKET SECTOR

24 % DUTY FREE

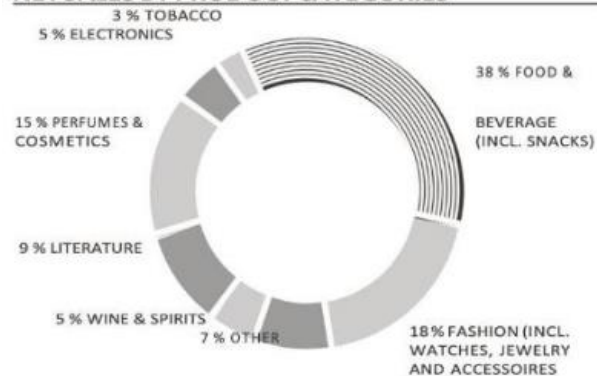


### NET SALES BY COUNTRY

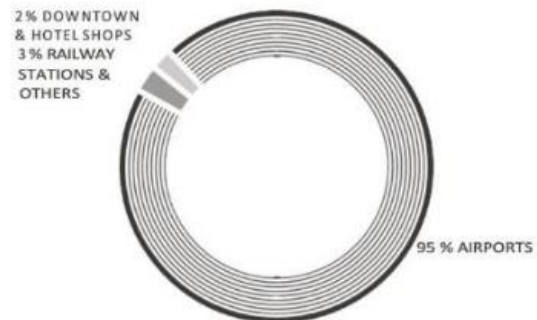
19 % CANADA



### NET SALES BY PRODUCT CATEGORIES



### NET SALES BY CHANNEL



As a travel concession operator, we operate primarily in airports and other locations where concessions are awarded by landlords, which include airlines, airport authorities, cities, counties, developers, master concessionaires, port authorities and states. Our success has been driven by our ability to provide differentiated retail concepts and customized concession programs to address the complex requirements of our landlords and the characteristics of the market that each location serves. This capability is key to our strong relationships with landlords.

In 2018, Siegel+Gale conducted interviews with airport directors across several small, medium and large hub airports. These directors identified Hudson Group as leader in delivering operational excellence. Specifically, we were recognized as an operator that excelled at delivering key criteria for winning and extending contracts, including proven revenue generation, ability to tailor offering to local travelers and markets, commitment to landlord partnerships and responsive local teams.

Operational flexibility is key to our success. To promote and sustain our flexibility, we have established integrated and collaborative processes to drive coordinated operations across real estate management, store operations, marketing, merchandising and store concept design and planning. Our flexibility enables us to operate multiple retail concepts, ranging from 200 square-foot retail walls to 10,000 square-foot stores. Our stores are well organized and designed to be comfortable and easy-to-shop, and are tailored to meet the unique specifications of each airport or travel facility. Additionally, our stores utilize innovative and highly-customized designs to draw attention to impulse items and maximize sales. As an example, in 2013 we introduced the new Hudson format, which brings modern visuals, a different layout and new allocation to product categories, such as increased space allocation to beverages and snacks, and reflects the evolving needs and preferences of the travelers. Over the past three years, we have invested over \$200 million in new store buildouts, store upgrades and expansions to improve the overall shopping experience at our stores, as well as other capital investments in our business to support our stores.

Through our customized merchandising approach, we provide curated assortments to each market to take advantage of traffic flow, seasonality, landlord preferences, local tastes, large-scale regional events and traveler spending habits. We merchandise our stores with both necessity-driven and on-trend discretionary products and we provide discretion to our local general managers to make choices regarding product mix for the stores they manage. Our merchandising team is committed to continuously sourcing new products to stay ahead of trends, getting the right product at the right price, to the right place at the right time. Both our and Dufry's tenured relationships with a diversified set of suppliers support our successful merchandise-sourcing approach.

We remain an integrated part of the global Dufry Group. In addition to Dufry being our controlling shareholder, a number of the members of our board of directors are affiliated with Dufry and our business continues to benefit from Dufry's global expertise and best practices across all major functions. Moreover, we expect that Dufry will continue to be one of our largest suppliers, extend intercompany financing to us and provide us with other support and services. See "Item 7. Major Shareholders and Related Party Transactions – B. Related party transactions."

## **Our strengths**

### ***Hudson is an iconic brand in North American travel retail***

With nearly half of our stores bearing the Hudson brand and our 30-year heritage in travel retail, Hudson is one of North America's leading travel essentials brands. We believe that we have built a reputation among travelers as a reliable destination to meet their needs and preferences when traveling. According to an Ipsos Market Research survey conducted in 2017, more travelers who shop at airports would prefer to shop at Hudson stores than at any other travel news, gift and convenience retail store. Our customers look for Hudson stores for personal items, gifts for loved ones or a convenient stop for food and beverages. We have also leveraged the strength of the Hudson brand to become one of the leading airport retailers in the United States for many international consumer brands such as Godiva Chocolates, Papyrus, SwissGear, Sony and Belkin. We believe the iconic Hudson brand anchors our proposals for concessions and provides us with a competitive advantage.

### ***Customized and Local Approach Delivers Compelling Traveler Experience***

Our customized and local approach to creating our concession portfolio and to the design, layout and merchandising of our stores produces a compelling retail experience for travelers. We believe that our ability to operate multiple proprietary and third-party-branded retail concepts, while simultaneously meeting the unique specifications of each airport or travel facility, also provides an attractive retail proposition for our landlords.

We believe customers find our stores to be well-organized, comfortable and easy-to-shop. Our stores are merchandised to deliver both necessity-driven and on-trend products, while also displaying products that travelers may have forgotten to pack. We have unrivaled access to travelers, which enables us to understand their mindsets and behaviors and informs the evolution of our merchandising strategies and product mix. For example, we have merchandised our stores to take advantage of recent trends in traveler tastes, resulting in an increase in the share of our duty-paid sales mix attributable to electronic accessories, snacks and beverages. In addition, we serve customers' needs and preferences by offering merchandise that targets regional tastes and includes city-specific branding and logos. Our merchandising approach benefits from Dufry's expertise in duty-free retail and access to strong global brands, which complements our portfolio of concepts for our airports and customers.

### ***Extensive experience and superior scale in our industry***

We believe that other operators cannot match our over 30 years of industry experience, unparalleled scale of over 200 concession agreements under which we operate over one million square feet of commercial space in the continental United States and Canada. We believe this experience and scale reflect our strong credibility with landlords and other business partners and our knowledge of airport retail operations and travel concessions.

Additionally, we believe the expertise and operational track record required to bid successfully on new concessions combined with our ability to offer a broad range of retail concepts and customize each opportunity regardless of landlord structure or concession model are advantages when competing for new concessions. Our expertise also allows us to successfully manage the myriad of legal, regulatory and logistical complexities involved in operating a business in complex and highly regulated environments.

### ***Diversified and Dynamic Business Model***

Our business model is diversified in terms of the customers we serve and concession models we manage. We operate a mix of concession programs and retail concepts under both proprietary and third-party brands, including travel essentials stores and bookstores under the Hudson brand, specialty branded retail stores such as Coach, Estée Lauder, Kate Spade and Tumi, duty-free shops under Dufry, World Duty Free and Nuance, themed stores such as Tech on the Go, Kids Works and 5th and Sunset, as well as food and beverage outlets such as Dunkin' Donuts. As of December 31, 2018, we sold products in 1,028 stores across 88 locations.

Our concessions also benefit from multi-year contract terms. For the year ended December 31, 2018, no single concession accounted for more than 10 % of our sales. The long average residual duration of our concession portfolio and diversification across contracts provide us with a high degree of sales visibility.

In addition, our strategy emphasizes continuously improving formats and adjusting our store concepts and product mix to meet and exceed travelers' needs and preferences. Due to our merchandising flexibility, our local general managers can tailor their purchasing to address regional preferences. This approach enables our local general managers to update store concepts and product mix every season and allows them to be nimble in their approach, including testing new concepts.

### ***Service-driven, cohesive management team***

Together with our global parent, Dufry, our talented and dedicated senior management team has guided our organization through its expansion and positioned us for continued growth. Our team has an average of 21 years of experience at Hudson Group/Dufry. Additionally, our management team possesses extensive experience across a broad range of disciplines, including merchandising, marketing, real estate, finance, legal and regulatory and supply chain management. Our management team embraces our core purpose to be "The Traveler's Best Friend" and embodies our passionate, dedicated and service-oriented culture, which is shared by our employees throughout the entire organization. We believe this results in a cohesive team focused on sustainable long-term growth.

### ***Our strategies***

#### ***Increase sales at existing concessions***

##### ***Continue Innovation in Store Formats and Merchandise***

At Hudson, every square foot matters. We aim to increase sales per transaction and overall sales by maintaining our emphasis on merchandising and refining operations to continuously provide travelers with an array of in-demand products. We seek innovative ways to increase potential selling space within existing locations. Through continuous refinement, we optimize our concession configurations to maximize sales for our landlord and product vendor partners. We also constantly evolve our merchandizing mix to stay relevant and on-trend, as well as to continue driving sales by serving travelers' enthusiasm for large-scale regional events, including music festivals, trade shows and sporting events, such as the Super Bowl and the World Series. We also will continue to leverage technology to enhance the customer experience through mobile pre-ordering applications, self-checkout capabilities, digital marketing and other evolving technologies.

#### *Refurbish and Convert Existing Stores*

We intend to improve sales and profitability within current concession agreements by focusing capital investments on refurbishing or converting existing stores, including when we pursue contract extensions. For example, we will continue converting our existing Hudson News stores into our updated and reinvigorated Hudson retail concept.

#### ***Expand concession portfolio***

##### *Continue to win airport concessions*

We intend to grow by securing new concessions at the airports in which we currently operate and at additional airports in the continental United States and Canada, while maintaining a high renewal rate for our existing concessions. Airport authorities are dedicating more commercial space to concession opportunities and adopting a more comprehensive approach to its development.

According to the Airports Council International – North America (ACI-NA), airports will need to spend an estimated \$130 billion on infrastructure between 2017 – 2021 to accommodate growth in passenger and cargo activity, rehabilitate existing facilities, and support aircraft innovation. This activity supports the growing whitespace opportunity in our industry with additional space for retail and dining concessions in order to enhance the travel experience for passengers and offset the cost of development.

We believe we are well-positioned to succeed in this competitive environment due to our experience and reputation with comprehensive retail concession opportunities, our integrated and collaborative approach, and the proven economics of our concession model. For investments in new concessions, expansions and renewals, we have defined a hurdle rate of a low double-digit internal rate of return over the lifetime of the concession and we typically target a payback period between two and five years, depending on the length of the contract.

##### *Continue expansion into non-traditional locations*

We intend to leverage Hudson's consumer brand awareness and retail expertise to capture customer spending at travel centers, tourist destinations, hotels and other non-airport locations. These venues share similar retail characteristics with airports, such as higher foot traffic and customers with above-average purchasing power and greater time to shop. Our ability to deploy our successful turnover maximizing capabilities outside of airports has led to a number of wins in such locations. For example, in 2017, we announced the opening of five new stores at Hard Rock Hotel & Casino in Las Vegas, which incorporate our specialty and travel essentials retail concepts. We will opportunistically pursue avenues for growth across the continental United States and Canada in these non-traditional locations.

##### *Grow food and beverage platform*

We intend to pursue growth opportunities in the large and expanding travel food and beverage market in the continental United States and Canada. Based on market data from the ARN Fact Book and our estimates, the airport food and beverage market in the United States and Canada generated in excess of \$5.3 billion of passenger spending in 2017. This market generated sales of approximately 1.4x the combined airport sales of specialty, news and gifts and duty-free products in 2017. The travel food and beverage market is highly fragmented and there is an increasing overlap between travel food and beverage and travel retail, such as packaged food and "grab-and-go" concepts. We intend to pursue these growth opportunities both organically and through acquisitions. In addition, we believe that growing our food and beverage expertise and track record will strengthen our ability to compete for master-concessionaire contracts and drive sales, gross margin and cost synergies with our existing retail concepts.

##### *Pursue accretive acquisitions*

We believe that we have demonstrated our ability to create value by acquiring and integrating companies into Hudson Group. During the last several years, we have successfully integrated the North American operations of Nuance and World Duty Free Group. By deploying our customized and collaborative approach to store operations and merchandising, we have been able to drive sales and advertising income growth at acquired locations and achieve significant cost synergies. Our management team will approach potential acquisitions in a disciplined manner with a focus on strengthening our offerings for travelers and driving additional procurement and cost synergies. We actively maintain a pipeline of potential acquisition opportunities across retail and food and beverage.

### ***Target improved profitability by leveraging our fixed costs and investments***

We plan to continue to improve our operating results by leveraging our scale, partnerships and operational excellence. The strength of our market position in the continental United States and Canada, combined with Dufry's global presence, enables us to negotiate favorable terms with our business partners. Additionally, as we continue to increase sales under new and existing concession agreements, we will seek to improve our profitability as general corporate overhead and fixed costs shrink as a percentage of sales. Further, we have invested in our sourcing and distribution network and integrated information technology systems. We intend to leverage these investments to grow our sales and profitability.

### **Our market**

We operate in the travel concession market in the continental United States and Canada, which we consider to consist of concessions located in airports, ports, bus and railways stations, tourist destinations, hotels and highway rest stops, as well as sales onboard aircrafts, ferries and cruise liners. We plan to continue to expand across store formats and into non-airport locations as we grow our operations. See “– Our strategies – Expand concession portfolio.”

The majority of our sales are derived from airports. For the year ended December 31, 2018, 95 % of our net sales were generated at airports in the continental United States and Canada. According to the ARN Fact Book, airport concession sales at the top 42 international airports by performance in the United States and Canada were approximately \$9.1 billion for the year ended December 31, 2017. Based on the ARN Fact Book, as a breakdown of sales at these airports for the year ended December 31, 2017, food and beverage contributed \$5.3 billion in sales while specialty, news and gifts and duty-free contributed \$1.3 billion, \$1.4 billion and \$1.1 billion in sales, respectively.

### ***The airport concession market***

Airport concessions are comprised of a variety of retail, food and beverage and commercial service concepts. The terms of an agreement between an airport concession operator and the relevant airport landlord are generally set forth in a concession agreement. Concessions are generally awarded through either a public tender process or pursuant to direct negotiations. Landlords generally determine the number and type of concessions to be awarded, and terms for individual concessions may vary considerably from facility to facility.

Concession agreements may permit an airport concessionaire to sell a particular assortment of goods (for example, general duty-free shops may sell wine and spirits, tobacco, perfumes and cosmetics while specialty stores may sell one specific product category, such as sunglasses) or operate in a specified physical location (for example, an allocation of space within a terminal or the right to operate an entire terminal). The concession operator may also obtain the right to allocate concession space within all or a portion of the facility, subject to the approval of the landlord. The duration of a concession agreement typically ranges from five to ten years, depending on the location and type of facility.

Each landlord has needs and requirements that differ depending on a number of factors. Certain landlords may prefer to develop commercial operations from idea conception through to completion, and therefore will partner with an experienced travel concession operator to assist with overall development of airport concessions. Other landlords may be more involved in the management and allocation of commercial space and therefore may be more focused on maximizing returns at a given location, with pricing terms being more important. Most airport landlords determine rent by reference to metrics such as gross sales or the number of passengers traveling through an airport. Concession agreements typically provide for rent that generally is based on a variable component and in addition includes a MAG. See “– Concession agreements.”

## Airport retailers

Airport retailers differ significantly from traditional retailers. Unlike traditional retailers, airport retailers benefit from a steady and largely predictable flow of traffic from a constantly changing customer base. Airport retailers also benefit from “dwell time,” the period after travelers have passed through airport security and before they board an aircraft. Airports often offer fewer shopping alternatives compared to the traditional channel, including limited competition from Internet retailers, which leads to necessity and impulse-driven purchases being made from available airport retailers.

Airport retail customers differ from traditional retail customers in their wants and needs. Increased security encourages travelers to arrive well before their flights depart, which creates the opportunity and time for shopping, meals and other activities. Enhanced security checks and the need to reach a departure gate on time may also add to overall travel anxiety and drive impulse purchases. In general, airport retail customers are relatively more affluent than traditional retail customers, and travelers who are on holiday may be more inclined to spend money at the airport.

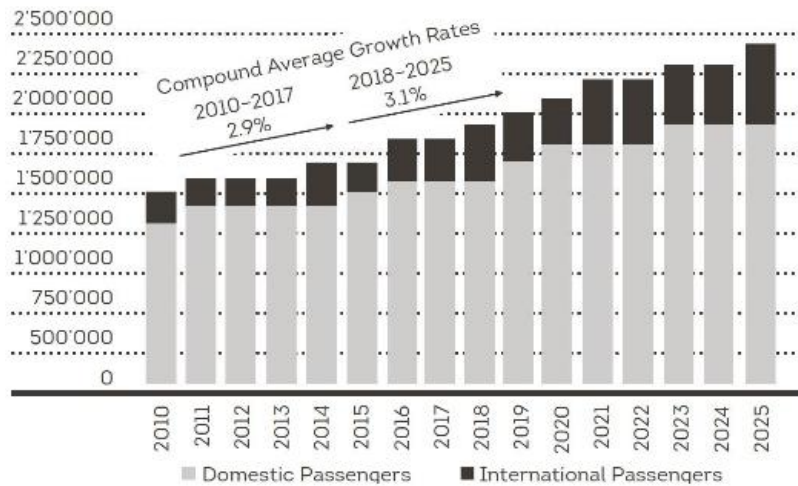
## Trends

Recent trends affecting the airport concession market in North America include:

### Growth in passenger numbers

In the past decade, there has been a significant increase in both domestic and international air travel due largely to improvements in, and greater accessibility of, air transport, as well as increased disposable income and business professionals needing to travel due to the internationalization of many industries. According to ACI, between 2010 and 2017, total passenger traffic in North America grew at a compound annual growth rate of 3%. Looking to the future, ACI projects that annual North American passenger volumes will surpass 2.0 billion by 2019, and grow at a 3% compound annual growth rate between 2018 and 2026. The North American airport retail market’s overall exposure to passengers is much more heavily weighted towards passengers traveling domestically.

The chart below presents historical and projected North American passenger volumes.



<sup>1</sup> Source: ACI

### Increased “dwell time” and propensity to spend

Travel industry dynamics continue to evolve. Lengthy security procedures and transportation delays have led to earlier airport arrival times and increased passenger dwell time, with medium and large U.S. airports averaging approximately 90 minute dwell times, according to the 2017 Airport Council International-North America (“ACI-NA”) Concessions Benchmarking Survey. Additionally, airlines have eliminated many complementary services, such as in-flight meals, headphones and other amenities to reduce costs. Further, travelers have demonstrated a willingness to spend more at airports when presented with better quality products, convenience and a greater product selection.

### *Airport expansion and focus on new revenue streams*

Air travel is a critical and central aspect of the United States economic infrastructure with long-term resiliency to external pressures. Airports and governments are focused on redevelopment of terminal concession programs and additional space is being dedicated to new opportunities to develop retail and other new sales streams. As each travel location is unique, each airport operator works to find the optimal mix of formats and products best suited to that region or location in order to maximize turnover and profit.

### **Our history**

Our business started in 1987 with a concession for five Hudson News stores in a single airport. Over time, we expanded our operations and successfully bid for concessions in other major travel hubs, including at John F. Kennedy International Airport, Boston Logan International and Washington Dulles International Airport. We acquired the WH Smith North American airport operations in 2003, adding 150 stores at 22 airports. In 2008, Dufry acquired Hudson Group. Since then, we have expanded our operations as an integrated division of the global Dufry Group. Dufry acquired Nuance in 2014 and World Duty Free Group in 2015 and we now operate Nuance and World Duty Free Group's respective operations in the continental United States and Canada.

### **Our relationship with Dufry**

Prior to our initial public offering, we were wholly-owned by Dufry. Following our initial public offering, Dufry is our controlling shareholder, the majority of the members of our board of directors are affiliated with Dufry, and, as an integrated part of the global Dufry Group, our business continues to benefit from the strength of Dufry's position in the global travel retail market. Moreover, Dufry continues to be one of our largest suppliers, extends financing to us and provides us with other important support and services, including a license to use the Dufry, Hudson, World Duty Free and Nuance brands and associated brands that are owned by Dufry. See "Item 7. Major Shareholders and Related Party Transactions."

Dufry has informed us that it does not intend to pursue opportunities in the continental United States, Hawaii or Canada in the following areas: retail or food and beverage concessions; leases at airports or train stations; master concessionaire roles at airports; or any other Dufry, Hudson, Nuance or World Duty Free-branded retail operations, except that Dufry may continue to pursue travel retail operations, using any of the aforementioned brands, on board cruise lines that visit the United States or Canada or at ports in the United States or Canada visited by cruise lines. Dufry will also continue to operate its duty-free and duty-paid stores in Puerto Rico and maintain and operate its international distribution facilities in the United States. Dufry has also informed us that it intends to pursue opportunities outside the continental United States, Hawaii and Canada using the Hudson brand and other associated brands used by us in the continental United States and Canada. We do not intend to operate outside of the continental United States, Hawaii and Canada.

### **Our retail concepts and products**

We operate a number of retail concepts across our retail locations, including:

- *Travel Essentials and Convenience Stores.* Under a variety of brands, including Hudson, our travel essentials and convenience stores offer a wide assortment of products to the travelling public, including newspapers, magazines and books, sundries, health and beauty aids, food, snacks and beverages, souvenirs, electronics and travel accessories. These shops are operated as stand-alone stores or, in some cases, together with a coffee take-out concept, such as Dunkin' Donuts or Euro Café.
- *Duty-Free Stores.* Under the brands Dufry, World Duty Free and Nuance, we offer a wide range of traditional retail products for travelers on a duty-free and duty-paid basis, as applicable, including perfumes and cosmetics, food, jewelry and watches, accessories, wines and spirits and tobacco. Many of these stores are so-called "walk-through" stores, which are designed to direct the entire passenger flow through the store. This innovative concept allows travelers to explore the products we sell without needing to deviate from their way to the boarding gate.



- *Electronics Stores.* Our electronics stores, operated under the brand Tech on The Go, offer products from a range of popular electronics and electronics accessory brands, including Sony, Bose, Belkin and Moshi.
- *Bookstores.* Our bookstores offer a broad array of bestsellers and new releases, as well as a large selection of hard cover, paperback, trade and children's books. Our bookstores are operated under brands such as Hudson Booksellers and Ink by Hudson, as well as local and regional bookstore brands such as Tattered Cover and Book Soup, which we operate pursuant to licenses with the owners of the brands.
- *Specialty Branded Stores.* We operate branded specialty stores, offering a range of products from a single well-known global or national brand, including Coach, Estée Lauder, Kate Spade, Michael Kors, Kiehl's, FAO Schwarz and Tumi. These stores, which are operated by our employees, provide travelers with the same experience as shoppers at the primary locations of the brands and appeal to both customers and suppliers alike: customers can use their waiting time to shop for their favorite brands and suppliers have a highly visible showcase to display their products. We operate specialty branded stores directly, although the brand owner or supplier may provide financial support.
- *Themed Stores.* These stores offer a broad product range relating to a special theme rather than a specific product category. Examples include "Kids Works" shops offering a wide selection of toys, dolls, games, books and apparel for children, the "\$10/\$15 boutique" store concept offering fashion accessories at value prices and "Discover" stores showcasing local gifts and souvenirs to promote the local market.
- *Quick-Service Food Outlets.* In addition to our travel convenience and quick-service coffee combination stores, we operate stand-alone quick service food and beverage outlets, such as Dunkin' Donuts, Jason's Deli and Pinkberry. We operate these stores under franchise agreements.

The following table sets forth the distribution of our net sales by product category as a percentage of our total net sales, and the total value of our net sales by product category, for the years ended December 31, 2018, 2017 and 2016:

FOR THE YEAR ENDED DECEMBER 31,	AS A PERCENT OF TOTAL NET SALES			IN MILLIONS OF USD		
	2018	2017	2016	2018	2017	2016
Confectionery, Food and Catering	37.7%	35.7%	34.7%	709.0	628.0	572.3
Perfumes and Cosmetics	14.8%	14.7%	13.7%	279.0	258.4	226.3
Fashion, Leather and Baggage	12.3%	12.5%	11.1%	231.0	220.1	183.3
Literature and Publications	8.9%	10.0%	11.7%	166.7	175.6	192.5
Watches, Jewelry and Accessories	5.8%	6.5%	5.2%	109.1	115.5	86.2
Electronics	5.0%	5.0%	4.7%	94.6	87.7	78.5
Wine and Spirits	4.9%	5.0%	4.6%	92.3	88.0	75.3
Tobacco goods	3.0%	2.9%	2.9%	56.7	52.2	47.4
Other product categories	7.5%	7.7%	11.4%	141.5	135.3	188.3
<b>Total</b>	<b>100%</b>	<b>100%</b>	<b>100%</b>	<b>1,879.9</b>	<b>1,760.8</b>	<b>1,650.1</b>

## Our locations

As of December 31, 2018, we had over 200 concession agreements and operated 1,028 stores across 88 retail locations in the continental United States and Canada, totaling over one million square feet of commercial space. Our locations are distributed across 77 airports (representing 95 % of our stores), five commuter terminals (representing 3% of our stores) and six other locations (representing 2 % of our stores), as illustrated below:

LOCATION	NUMBER OF STORES AS OF DECEMBER 31, 2018
Albuquerque International Sunport	7
Atlantic City International Airport	3
Baltimore Washington International Thurgood Marshall Airport	11
Bill and Hillary Clinton National Airport	4
Billy Bishop Toronto City Airport	3
Birmingham-Shuttlesworth International Airport	6
Boston Logan International Airport	34
Burlington International Airport	3
Calgary International Airport	17
Charleston International Airport	7
Chicago Citigroup Center	3
Chicago Midway International Airport	25
Chicago O'Hare International Airport	50
Cleveland Hopkins International Airport	14
Corpus Christi International Airport	1
Dallas Love Field Airport	23
Dallas/ Fort Worth International Airport	27
Denver International Airport	14
Des Moines International Airport	2
Destin-Fort Walton Beach Airport	5
Detroit Metropolitan Wayne County Airport	15
Edmonton International Airport	11
Eppley Airfield	5
Fort Lauderdale-Hollywood International Airport	25
Fresno Yosemite International Airport	3
George Bush Intercontinental Airport	22
Gerald R. Ford International Airport	4
Greater Rochester International Airport	4
Greenville-Spartanburg International Airport	5
Halifax Robert L. Stanfield International Airport	6
Harrisburg International Airport	3
Hartsfield-Jackson Atlanta International Airport	30
Hollywood Burbank Airport	5
Houston Space Center	2
Jackson-Medgar Wiley Evers International Airport	5
John F. Kennedy International Airport	42
John Wayne Airport	8
LaGuardia Airport	22
Lambert-St. Louis International Airport	27
Las Vegas Hard Rock Hotel and Casino	5
Las Vegas Venetian and Palazzo Hotel and Casino	3
Los Angeles International Airport	48
Louis Armstrong New Orleans International Airport	19
Lubbock Preston Smith International Airport	1
Manchester-Boston Regional Airport	6
McCarran International Airport	37
Miami International Airport	27

NUMBER  
OF STORES  
AS OF  
DECEMBER 31,  
2018

LOCATION	
Minneapolis/ St. Paul International Airport	11
Mobile Regional Airport	3
Myrtle Beach International	4
Nashville International Airport	19
New York City Empire State Building	1
New York City Grand Central Station	2
New York City Penn Station	14
New York City Port Authority Bus Terminal	11
New York City United Nations Headquarters	2
Newark Liberty International Airport	20
Newark Penn Station Newark	5
Newport News/Williamsburg International Airport	1
Norfolk International Airport	8
Norman Y. Mineta San Jose International Airport	17
Oakland International Airport	12
Ontario International Airport	7
Orlando International Airport	14
Orlando Sanford International Airport	8
Philadelphia International Airport	10
Phoenix Sky Harbor International Airport	7
Pittsburgh International Airport	14
Portland International Airport	7
Raleigh-Durham International Airport	7
Richmond International Airport	5
Roanoke Regional Airport	2
Ronald Reagan Washington National Airport	5
Salt Lake City International Airport	11
San Antonio International Airport	7
San Diego International Airport	9
San Francisco International Airport	14
Seattle-Tacoma International Airport	25
Stewart International Airport	3
Tampa International Airport	5
Ted Stevens Anchorage International Airport	8
Toronto Pearson International Airport	9
Tucson International Airport	6
Tulsa International Airport	7
Vancouver International Airport	42
Washington Dulles International Airport	6
Washington D.C. Union Station	4
William P. Hobby Airport	7

For the years ended December 31, 2018, 2017 and 2016, sales in the continental United States represented 81 %, 81 % and 82 % of our net sales, respectively, with the balance of our sales generated in Canada.

## **Duty-paid and duty-free operations**

We operate both duty-paid and duty-free stores throughout the continental United States and Canada. For the years ended December 31, 2018, 2017 and 2016, duty-paid stores represented 76 %, 76 % and 78 % of our net sales, respectively and duty-free stores represented 24 %, 24 % and 22 % of our net sales, respectively.

Duty-paid shops target domestic and international travelers. Standard duties and other taxes apply to sales in these shops. They are located in both international and domestic airport terminals, train stations and other locations.

Duty-free shops are located in airports and generally offer goods to both international and domestic travelers, with international travelers exempt from duties and excise and other taxes on certain goods, such as tobacco and liquor.

## **Concession agreements**

We enter into concession agreements with landlords of airports, railway stations and other locations to operate our stores. Concession agreements often cover a number of stores in a single location, and we often have multiple concession agreements per location.

These concession agreements typically define the:

- term of our operations;
- rent and other amounts payable;
- permitted uses and product categories to be sold; and
- location of our stores and exterior appearance.

Concessions may be awarded in a public or private bidding process or in a negotiated transaction. Our landlords who award contracts through a bidding process typically consider some, if not all, of the following factors when reviewing concession bids: their relationship with the concession operator and the concession operator's experience in a particular region, the concession operator's operational track record, and its ability to respond to the needs of the landlord for planning and design advice and operational ability. Price is also an important competitive factor, as a concession may be awarded in a tender based upon the highest concession fee offered. Landlords also often consider the brands included in a proposal and ACDBE partnerships, if applicable, among other things. Our concession agreements often require us to perform initial renovations of the stores, as well as refurbishment to the stores over the term of the arrangement.

In return for the right to operate our concession, we pay rent to the airport authority or other landlord that is typically determined on a variable basis by reference to factors such as gross or net sales or the number of travelers using the airport or other location. Where rent is based on our sales, concession agreements generally also provide for a minimum annual guaranteed payment, or MAG, that is either a fixed dollar amount or an amount that is variable based upon the number of travelers using the airport or other location, retail space used, estimated sales, past results or other metrics. A limited number of our concession agreements contain fixed rents.

Many of our concession agreements at airports contain requirements to use good faith efforts to achieve an ACDBE participation goal, which we meet in different ways depending on the terms of the concession agreement. A failure to comply with such requirements may constitute a default under a concession agreement, which could result in the termination of the concession agreement and monetary damages. See "– Regulation." Generally, our concession agreements are terminable at will by our landlords.

## **Local partners**

We operate most of our stores located at airports in cooperation with local partners. We partner with many of these entities through the ACDBE program operated by the FAA. See “– Regulation.” We also may partner with other third parties to win and maintain new business opportunities. Consequently, our business model contemplates the involvement of local partners and we typically operate these concessions as associations and partnerships. The net earnings from these operating subsidiaries attributed to us are reduced to reflect the applicable ownership structure.

We generally structure our store operations through associations and partnerships. As of December 31, 2018, we had 113 associations and other partnerships with 95 local partners.

## **Our suppliers**

We are supplied both directly from manufacturers and through distributors.

Our principal travel essentials suppliers are Core-Mark and Resnick Distributors. Our principal duty-free products supplier is Dufry. Our principal beverages supplier is The Coca Cola Company. Our principal book supplier is Readerlink Distribution Services. Our principal magazines and periodicals suppliers are The News Group, which includes The News Group L. P. and TNG, which is a division of Great Pacific Enterprises Inc., and Hudson News Distributors, which includes Hudson News Distributors, LLC and Hudson RPM Distributors, LLC. For more information on our supply arrangement with Hudson News Distributors, LLC and Hudson RPM Distributors, LLC, see “Item 7. Major Shareholders and Related Party Transactions – B. Related party transactions – Transactions with entities controlled by Mr. James Cohen.”

As our largest duty-free products supplier, Dufry has historically supplied us with perfumes and cosmetics, as well as, in the United States, liquor and tobacco, for our duty-free stores. We expect that Dufry will continue to supply us with such products. See “Item 7. Major Shareholders and Related Party Transactions.”

## **Competition**

We face two different forms of competition in the travel retail market in the continental United States and Canada.

First, we compete for concessions at airports and other transportation terminals and destinations with a number of other global, national and regional travel concession operators. Travel concession operators compete primarily on the basis of their experience and reputation in travel retailing, including their relationships with airport authorities and other landlords, their experience in a particular region, their ability to respond to the needs of an airport authority or other landlords for planning and design advice, as well as operational ability. Price is also a significant competitive factor, as a concession may be awarded in a tender based upon the highest concession fee offered. Our main competitors for airport concessions are Paradies Lagardere and DFS, as well as regional airport concession operators such as Duty Free America and Stellar Partners.

Second, we also compete for customers directly with other travel retailers in some locations, and, as our range of products increases, we also become an indirect competitor of traditional Main Street and Internet retailers. The level of competition varies greatly among the different locations where we operate. For example, in a number of airport terminals, we are the sole concession operator, while in some locations we compete with other retailers.

## Regulation

Our operations are subject to a range of laws and regulations adopted by national, regional and local authorities from the various jurisdictions in which we operate, including those relating to, among others, public health and safety and fire codes. Failure to obtain or retain required licenses and approvals, including those related to food service and public health and safety, would adversely affect our operations. Although we have not experienced, and do not anticipate, significant problems obtaining required licenses, permits or approvals, any difficulties, delays or failures in obtaining such licenses, permits or approvals could delay or prevent the opening, or adversely impact the viability, of our operations.

Airport authorities in the United States frequently require that our airport concessions meet minimum ACDBE participation requirements. The Department of Transportation's ("DOT") Disadvantaged Business Enterprise program is implemented by recipients of DOT Federal Financial Assistance, including airport agencies that receive federal funding. The ACDBE program is administered by the FAA, state and local ACDBE certifying agencies and individual airports. The ACDBE program is designed to help ensure that small firms owned and controlled by socially and economically disadvantaged individuals can compete for airport contracting and concession opportunities in domestic passenger service airports. The ACDBE regulations require that airport concession recipients establish annual ACDBE participation goals, review the scope of anticipated large prime contracts throughout the year, and establish contract-specific ACDBE participation goals. We generally meet the contract specific goals through an agreement providing for co-ownership of the retail location with a disadvantaged business enterprise. Frequently, and within the guidelines issued by the FAA, we may lend money to ACDBEs in connection with concession agreements in order to help the ACDBE fund the capital investment required under a concession agreement. The rules and regulations governing the certification of ACDBE participation in airport concession agreements are complex, and ensuring ongoing compliance is costly and time consuming. Further, if we fail to comply with the minimum ACDBE participation requirements in our concession agreements, we may be held responsible for breach of contract, which could result in the termination of a concession agreement and monetary damages. See "Item 3. Key Information – D. Risk factors – Risks relating to our business – Failure to comply with ACDBE participation goals and requirements could lead to lost business opportunities or the loss of existing business."

We derive a portion of our net sales from the sale of alcoholic beverages. Alcoholic beverage control laws and regulations require that we obtain liquor licenses for each of our concessions where alcoholic beverages are served and consumed. Liquor licenses are issued by governmental authorities (either state, municipal or provincial, depending on the jurisdiction) and must be renewed annually. Alcoholic beverage control laws and regulations impact the operations of our concessions in various ways relating to the minimum age of patrons and employees, hours of operation, advertising, wholesale purchasing, other relationships with alcohol manufacturers, distributors, inventory control and handling, storage and dispensing of alcoholic beverages, as well as the conduct of various activities on licensed premises including contests, games and similar forms of entertainment.

We are subject to the Fair Labor Standards Act, the Immigration Reform and Control Act of 1986, the Occupational Safety and Health Act and various federal and state laws governing such matters as minimum wages, overtime, unemployment tax rates, workers' compensation rates, citizenship requirements and other working conditions. We are also subject to the Americans with Disabilities Act, which prohibits discrimination on the basis of disability in public accommodations and employment, which may require us to design or modify our concession locations to make reasonable accommodations for disabled persons.

In the United States, duty-free stores are considered an extension of "bonded warehouses" by U.S. Customs and Border Protection, and in Canada duty-free stores are part of a Duty Free Shop Program with the Canadian Border Service Agency, which avoids our customers from having to pay special taxes, such as value-added and duty, when they purchase goods while in international transit. This special status subjects us to bonded warehouse regulations that require, for example, that any bonded merchandise shall not be commingled with local merchandise or other non-bonded merchandise and requires us to ensure that such bonded merchandise is only sold to passengers leaving the respective country on a non-stop flight.

We are also subject to certain truth-in-advertising, general customs, consumer and data protection, product safety, workers' health and safety and public health rules that govern retailers in general, as well as the merchandise sold within the various jurisdictions in which we operate.

## **Intellectual property**

In the United States and Canada, Dufry or one of its subsidiaries (other than us) holds all of the trademarks for our proprietary brands, including Dufry, Hudson Group, Nuance and World Duty Free, or the respective applications for trademark registration that are being processed by Dufry. Dufry licenses such trademarks to us. See “Item 7. Major Shareholders and Related Party Transactions.”

## **Employees**

We are responsible for hiring, training and management of employees at each of our retail locations. As of December 31, 2018, we employed 10,094 people, including both full-time and part-time employees. Of these employees, 8,499 were full-time employees and 1,595 were part time employees. As of December 31, 2018, 4,276 of our employees are subject to collective bargaining agreements.

## **Legal proceedings**

We have extensive operations, and are defendants in a number of court, arbitration and administrative proceedings, and, in some instances, are plaintiffs in similar proceedings. Actions, including class action lawsuits, filed against us from time to time include commercial, tort, customer, employment (such as wage and hour and discrimination), tax, administrative, customs and other claims, and the remedies sought in these claims can be for material amounts.

## **C. Organizational structure**

Hudson Ltd. was incorporated in Bermuda on May 30, 2017 as an exempted company limited by shares under the Companies Act 1981 of Bermuda as amended (the “Companies Act”). Dufry AG, through its wholly-owned subsidiary Dufry International AG, is our controlling shareholder as of the date of this annual report.

Our principal executive office is located at 4 New Square, Bedfont Lakes, Feltham, Middlesex, United Kingdom and our telephone number is + 44 (0) 208 624 4300. Our website is [www.hudsongroup.com](http://www.hudsongroup.com). The information on our website is not incorporated by reference into this annual report, and you should not consider information contained on our website to be a part of this annual report or in deciding whether to purchase our Class A common shares.

See Exhibit 8.1 for a list of our subsidiaries.

## **D. Property, plant and equipment**

We lease office space in East Rutherford, New Jersey, which consists of 93,000 square feet in a commercial office building. In addition, pursuant to our concession agreements, we operate 1,028 stores across 88 different transportation terminals and destinations throughout the United States and Canada. We also lease 37 warehouse facilities. See “– B. Business overview – Our locations” and “– B. Business overview – Concession agreements.”

We do not own any real estate.

## **ITEM 4A. UNRESOLVED STAFF COMMENTS**

Not applicable.

## ITEM 5. OPERATING AND FINANCIAL REVIEW AND PROSPECTS

### A. Operating results

#### Principal factors affecting our results of operations

##### *General*

Our business is impacted by fluctuations in economic activity primarily in the continental United States and Canada and, to a lesser extent, economic activity outside these areas. Our turnover is generated by travel-related retail and food and beverage sales and income from advertising activities. Apart from the cost of sales, our operating expense structure consists of selling expenses (including our concession fees and rents), personnel expenses, general expenses and other expenses associated with our retail operations.

##### *Turnover*

Historically, our turnover growth has been primarily driven by the combination of organic growth and acquisitions.

##### *Organic Net Sales Growth*

Organic net sales growth ("Organic growth") represents the combination of growth in aggregate monthly net sales from (i) like-for-like net sales growth and (ii) net new stores and expansions.

Like-for-like net sales growth ("Like-for-like growth") represents the growth in aggregate monthly net sales in the applicable period at stores that have been operating for at least 12 months. Like-for-like growth excludes growth attributable to (i) net new stores and expansions until such stores have been part of our business for at least 12 months, (ii) acquired stores until such stores have been part of our business for at least 12 months and (iii) acquired wind-down stores, consisting of eight stores acquired in the 2014 acquisition of Nuance and 46 stores acquired in the 2015 acquisition of World Duty Free Group that management expected, at the time of the applicable acquisition, to wind-down.

Net new stores and expansions consists of growth from (i) changes in the total number of our stores (other than acquired stores), (ii) changes in the retail space of our existing stores and (iii) modification of store retail concepts through rebranding. Net new stores and expansions excludes growth attributable to (i) acquired stores until such stores have been part of our business for at least 12 months and (ii) acquired wind-down stores.

Net sales generated by acquired wind-down stores for the years ended December 31, 2018, 2017 and 2016 was \$1.2 million, \$4.8 million and \$36.7 million, respectively.

Like-for-like growth is influenced by:

- **Passenger Flows:** The number of passengers passing through the concessions where we operate is the principal factor influencing sales. Between 2010 and 2017, total passenger traffic in North America grew at a compound annual growth rate of 3 %. Annual North American passenger volumes were greater than 1.8 billion for the year ended December 31, 2017, and ACI projects that annual North American passenger volumes will grow at a 3 % compound annual growth rate between 2018 and 2026, surpassing 2.0 billion by 2019.
- **Product Pricing:** Our concession agreements typically allow a maximum mark-up above prices at certain comparable Main Street stores to offset the additional cost of operating within the airport environment, and some of our duty-free concession agreements benchmark our prices against those in duty-free stores in other airports. In order to drive our organic growth, our pricing strategy reflects positioning and continuous monitoring of prices, including the pricing policies of our suppliers, and targeted marketing of specific products in certain concessions.
- **Net Sales Productivity:** Productivity may be improved through increased penetration (i. e., the number of travelers who actually buy products compared to total travelers the concession is exposed to) and average spend per customer. In the past, we have sought to influence both measures to improve net sales, through infrastructure changes, such as improving the layout, location and accessibility of our shops, and marketing and promotional activities, such as signposting inside and outside the stores and special offers, product variety, active selling by our sales staff and improved customer service.



We also present like-for-like growth on a constant currency basis by keeping exchange rates constant for each month being compared to remove fluctuations in foreign exchange rates during such respective periods.

Net new stores and expansions growth is impacted by the modification of store retail concepts and the addition of new stores to our portfolio. We accomplish this by negotiating expansions into additional retail space with our landlords, to replace other travel industry retailers at existing concessions as their contracts expire and by expanding into newly created retail "white space." We also expand into new markets and regularly submit proposals and respond to requests for proposals or directly negotiate with potential landlords for new concessions. In addition, net new stores and expansions growth is also impacted by concession agreements that expire and our ability to renew such agreements. Concessions that are scheduled to expire in 2019 represent approximately 11 % of our net sales for the year ended December 31, 2018.

#### *Acquisitions*

Due to the fragmentation of the travel retail industry, acquisitions have been an important source of growth. We have played a leading role in consolidation of the travel retail industry in the continental United States and Canada. In 2014, Dufry acquired Nuance. The operations of Nuance in the continental United States and Canada have been included in our financial statements from September 2014. Similarly, in 2015, Dufry acquired World Duty Free Group and the operations of World Duty Free Group in the continental United States and Canada have been included in our financial statements from August 2015. We acquired 28 stores as part of the acquisition of Nuance (eight of which management expected, at the time of the acquisition, to wind-down) and 248 stores as part of the acquisition of World Duty Free Group (46 of which management expected, at the time of the acquisition, to wind-down). Acquisition growth represents growth in aggregate monthly net sales attributable to acquired stores that management did not expect, at the time of the applicable acquisition, to wind-down.

#### *Advertising income*

Our significant presence in the continental United States and Canada and our large number of concessions allow us to offer attractive promotional opportunities for our vendor partners, from which we generate advertising income that positively affects our gross margin.

#### **Quarterly trends and seasonality**

Our sales are also affected by seasonal factors. The third quarter of each calendar year, which is when passenger numbers are typically higher, has historically represented the largest percentage of our turnover for the year, and the first quarter has historically represented the smallest percentage, as passenger numbers are typically lower. We increase our working capital prior to peak sales periods, so as to carry higher levels of merchandise and add temporary personnel to the sales team to meet the expected higher demand.

The following table sets forth certain data for each of the eight fiscal quarters from January 1, 2017 through December 31, 2018. Our historical results are not necessarily indicative of the results that may be expected in the future. The following quarterly financial data should be read in conjunction with our consolidated financial statements and the related notes included elsewhere in this annual report.

IN MILLIONS OF USD (UNAUDITED)	FOR THE THREE MONTHS ENDED							
	DECEMBER 31, 2018	SEPTEMBER 30, 2018	JUNE 30, 2018	MARCH 31, 2018	DECEMBER 31, 2017	SEPTEMBER 30, 2017	JUNE 30, 2017	MARCH 31, 2017
Net sales	457.7	516.8	490.4	415.0	440.0	485.6	454.2	381.0
Net sales growth	4.0%	6.4%	8.0%	8.9%	8.6%	6.4%	6.4%	5.3%
Like-for-like growth <sup>1</sup>	1.6%	3.3%	4.5%	5.5%	5.6%	3.7%	4.3%	6.1%
Organic growth <sup>2</sup>	4.1%	6.5%	8.2%	9.4%	9.4%	8.3%	9.1%	8.5%
Operating profit	9.2	44.4	39.2	5.4	7.4	40.9	16.9	(5.1)

- 1 Like-for-like growth represents the growth in aggregate monthly net sales in the applicable period at stores that have been operating for at least 12 months. Like-for-like growth during the applicable period excludes growth attributable to (i) net new stores and expansions until such stores have been part of our business for at least 12 months, (ii) acquired stores until such stores have been part of our business for at least 12 months and (iii) eight stores acquired in the 2014 acquisition of Nuance and 46 stores acquired in the 2015 acquisition of World Duty Free Group that management expected, at the time of the applicable acquisition, to wind down. For more information see "- Turnover".
- 2 Organic growth represents the combination of growth from (i) like-for-like growth and (ii) net new stores and expansions. Organic growth excludes growth attributable to (i) acquired stores until such stores have been part of our business for at least 12 months and (ii) eight stores acquired in the 2014 acquisition of Nuance and 46 stores acquired in the 2015 acquisition of World Duty Free Group that management expected, at the time of the applicable acquisition, to wind down. For more information see "- Turnover".

### **Cost of sales and gross margin**

Our cost of sales is a function of our purchasing terms for merchandise and is positively influenced by our strategy of negotiating with our suppliers on a centralized basis at Dufry and Hudson. Moreover, as a member of the Dufry Group, we purchase certain products from Dufry for our duty-free stores and benefit from the economies of scale and enhanced purchasing power provided by Dufry.

Our pricing and product mix policy at any given store also affects the gross margin at such store.

### **Operating expense structure**

Our principal operating expenses are selling expenses, personnel expenses, general expenses and other periodic expenses associated with our operations.

#### *Selling Expenses*

Concession fees and rents represent the substantial majority of our selling expenses. In return for having the right to operate our concession, we pay rent to the airport authorities or other landlords that is typically determined on a variable basis by reference to factors such as gross or net sales or the number of travelers using the airport or other location, which we record as concession fees and rents under selling expenses. Where rent is based on our sales, concession agreements generally also provide for a minimum annual guaranteed payment, or "MAG," that is either a fixed dollar amount or an amount that is variable based upon the number of travelers using the airport or other location, retail space used, estimated sales, past results or other metrics. Where the minimum payment is adjusted based on prior year total rents, it usually represents between 80 – 90 % of prior year total concession expense. As a result, our profitability may be adversely affected if sales decrease at concessions where the MAG is higher than the variable concession fee. A limited number of our concession agreements contain fixed rents. We have periodically been required to make MAG payments to our landlords at certain of our locations. While the majority of our MAG payments are not material to our overall business, occasional decreases in net sales result in a higher concession fees to net sales ratio, which has impacted our net earnings. We cannot guarantee that any future MAG payments will not be materially adverse to our results of operations. See also "Risk factors – Our profitability depends on the number of airline passengers in the terminals in which we have concessions." Changes by airport authorities or airlines that lower the number of airline passengers in any of these terminals could affect our business, financial condition and results of operations.

Selling expenses also include credit card commissions and packaging materials, marketing and other expenses. Credit card commissions are typically calculated as a percentage of credit card sales.

Selling expenses are presented net of selling income. Selling income includes concession and rental income and commercial services and other selling income. At certain of our concessions, we sublease a portion of our retail space, and we receive concession and rental income from subtenants, which we record as concession and rental income.

#### *Personnel expenses*

Our personnel expenses, which represent a significant cost, include wages, benefits and cash bonuses. We expect personnel expense to grow proportionately with net sales. Factors that influence personnel expense include the terms of collective bargaining agreements, local minimum wage laws, the frequency and severity of workers' compensation claims and health care costs. Personnel expenses are comprised of fixed and variable components, such as bonuses, which are based on the performance of the business and/ or personal goals.

In connection with our initial public offering, we adopted equity incentive award plans (the "Plans") and granted awards during 2018. See "Item 6. Directors, Senior Management and Employees – B. Compensation – Changes to our remuneration structure following the consummation of our initial public offering – New equity incentive award plan."

#### *General expenses*

We have historically been charged by subsidiaries of Dufry franchise fees to license brands owned by Dufry or its subsidiaries, including the Dufry, Hudson, Nuance and World Duty Free brands, as well as for ancillary franchise services, including centralized support services such as treasury, audit and similar services. This amounted to \$15.2 million, \$50.6 million and \$50.1 million for the years ended December 31, 2018, 2017 and 2016, respectively. In connection with our initial public offering, we entered into new agreements with Dufry pursuant to which the franchise fees we are charged were reduced. See "Item 7. Major Shareholders and Related Party Transactions – B. related party transactions – Transactions with Dufry – Other agreements with Dufry-Franchise agreements." If these agreements had been in place on January 1, 2016, we would have been charged the lower amounts of \$14.1 million instead of \$50.6 million and \$13.6 million instead of \$50.1 million for the years ended December 31, 2017 and 2016, respectively, which would have resulted in higher earnings before taxes in each period.

General and administrative expenses also include repairs and maintenance, professional fees, office and warehouse rent and general administration. These expenses are not impacted in the short term by variations in sales. We have, in the past, implemented a number of measures to control and reduce our costs in an economic downturn.

Furthermore, in connection with becoming a public company, our general and administrative expenses have increased as we hired more personnel and engaged outside consultants.

**Depreciation, amortization and impairment**

Our leases and concessions generally require us to invest in our premises to build, renovate or remodel them, often before we commence business. These capital expenditures are generally capitalized as property, plant and equipment ("PPE") on our balance sheet. See "– B. Liquidity and capital resources – Capital expenditures." We depreciate PPE using the straight-line method over the useful life of the assets, for example, five years for furniture and up to ten years for leasehold improvements, but in any case not longer than the remaining life of the relevant concession term.

Our principal intangible assets are concession rights, all of which have definite life spans. Intangible assets with a finite lifespan are amortized over their economic useful life and are tested for impairment whenever there is an indication that the book value of the intangible asset may not be recoverable. Goodwill is not amortized, but tested for impairment annually.

**Interest expense**

Interest expense primarily consists of expenses related to borrowings from Dufry. As of December 31, 2018, we had \$492.6 million in long-term financial debt outstanding (excluding current portion), with a weighted-average interest rate of 5.7 %. From time to time, we enter into loans with our affiliates. See "– B. Liquidity and capital resources – Indebtedness."

**Income tax**

Income tax expenses are based on our taxable results of operations after financial result and non-controlling interests. Tax losses carried from one tax period to the next may also influence our deferred tax expenses.

As of December 31, 2018, we had deferred tax assets of \$43.2 million in relation to net operating loss carryforwards, which begin to expire in 2028. Utilization of our U.S. net operating loss carryforwards is subject to annual limitations provided by the Internal Revenue Code and similar state provisions. Such annual limitations could result in the expiration of some portion of the net operating losses and the implied tax credit before their utilization.

**Non-controlling interests**

Airport authorities in the United States frequently require us to partner with an ACDBE. We also may partner with other third parties to win and maintain new business opportunities. Consequently, our business model contemplates the involvement of local partners. The net earnings from these operating subsidiaries attributed to us reflect the applicable ownership structure, and as a result net earnings attributable to non-controlling interests excludes expenses payable by us which are not attributable to our operating partners, such as franchise fees and interest expense payable to Dufry and its subsidiaries, income taxes and amortization on fair value step-ups from acquisitions.

## Results of operations

### Comparison of the years ended December 31, 2018 and 2017

The following table summarizes changes in financial performance for the year ended December 31, 2018, compared to the year ended December 31, 2017:

IN MILLIONS OF USD	FOR THE YEAR ENDED		PERCENTAGE CHANGE in %
	2018	DECEMBER 31, 2017	
Turnover	1,924.2	1,802.5	6.8
Cost of sales	(698.5)	(680.3)	2.7
<b>Gross profit</b>	<b>1,225.7</b>	<b>1,122.2</b>	<b>9.2</b>
Selling expenses	(445.3)	(421.2)	5.7
Personnel expenses	(411.1)	(371.3)	10.7
General expenses	(131.4)	(156.9)	(16.3)
Share of result of associates	0.1	(0.3)	133.3
Depreciation, amortization and impairment	(128.9)	(108.7)	18.6
Other operational result	(10.9)	(3.7)	194.6
<b>Operating profit</b>	<b>98.2</b>	<b>60.1</b>	<b>63.4</b>
Interest expenses	(31.0)	(30.2)	2.6
Interest income	2.5	1.9	31.6
Foreign exchange gain / (loss)	(0.9)	0.5	(280.0)
<b>Profit before tax</b>	<b>68.8</b>	<b>32.3</b>	<b>113.0</b>
Income tax	(3.0)	(42.9)	(93.0)
<b>Net profit / (loss)</b>	<b>65.8</b>	<b>(10.6)</b>	<b>720.8</b>
<b>NET PROFIT / (LOSS) ATTRIBUTABLE TO</b>			
Equity holders of the parent	29.5	(40.4)	173.0
Non-controlling interests <sup>1</sup>	36.3	29.8	21.8

1 Net profit/(loss) to non-controlling interests excludes expenses payable by us which are not attributable to non-controlling interests (which primarily consists of our operating partners), such as franchise fees and interest expense payable to Dufry and its subsidiaries, income taxes and amortization on fair value step-ups from acquisitions.

#### Turnover

Turnover increased by 6.8 % to \$1,924.2 million for the year ended December 31, 2018 compared to \$1,802.5 million in 2017. Net sales represented 97.7 % of turnover for 2018, with advertising income representing the remainder. Net sales increased by \$119.1 million, or 6.8 %, to \$1,879.9 million.

Organic net sales growth was 7.0 % for the year ended December 31, 2018 and contributed \$122.8 million of the increase in net sales. Like-for-like growth was 3.7 % and contributed \$60.8 million of the increase in net sales. On a constant currency basis, like-for-like growth was 3.7 %. The increase in like-for-like growth was primarily the result of increases in the overall number of transactions, as well as average sales per transaction. Net new stores and expansions growth contributed \$62.0 million of the increase in net sales, primarily as a result of opening new stores. This growth was partially offset by a decrease of \$3.6 million in net sales of acquired wind-down stores.

#### Gross profit

Gross profit reached \$1,225.7 million for the year ended December 31, 2018 from \$1,122.2 million for the prior year. Our gross profit margin increased to 63.7 % for 2018 compared to 62.3 % in 2017, primarily due to improved vendor terms and sales mix shift to higher margin categories. The improved vendor terms included benefits from (i) improved product pricing and (ii) a change in the form of vendor allowances, in which vendor support now comes in the form of a reduction in cost of sales, instead of advertising income.

#### Selling expenses

Selling expenses were \$445.3 million for the year ended December 31, 2018, compared to \$421.2 million for 2017. Concession and other periodic fees paid to airport authorities and other travel facility landlords in connection with our retail operations made up 92.2 % of the selling expenses for the year ended December 31, 2018. Selling expenses declined to 23.1 % of turnover for the year ended December 31, 2018, compared to 23.4 % for the prior year, primarily due to a rent reduction in one of our concession contracts. For the year ended December 31, 2018, concession and rental income amounted to \$12.5 million compared to \$11.6 million for 2017.

*Personnel expenses*

Personnel expenses increased to \$411.1 million for the year ended December 31, 2018 from \$371.3 million in 2017. As a percentage of turnover, personnel expenses increased to 21.4% for 2018 compared to 20.6 % for 2017. The increase in personnel expenses was primarily attributable to the opening of new locations, wage increases and additional personnel expense upon becoming a public company.

*General expenses*

General expenses decreased to \$131.4 million for the year ended December 31, 2018 compared to \$156.9 million in the prior year. As a percentage of turnover, general expenses decreased to 6.8 % in 2018 from 8.7 % in 2017. Our general expenses declined mainly due to lower franchise fees as a result of the amended franchise fee structure with Dufry Group, which was effective from January 1, 2018. Partially offsetting the decline was an increase in professional fees upon becoming a public company.

*Depreciation, amortization and impairment*

Depreciation, amortization and impairment increased to \$128.9 million for the year ended December 31, 2018 compared to \$108.7 million for 2017. Depreciation reached \$69.2 million for the year ended December 31, 2018, compared to \$64.5 million for the prior year. Amortization increased to \$45.1 million for the year ended December 31, 2018 compared to \$44.0 million for 2017. We recorded net impairments of \$14.6 million in 2018, compared to \$0.2 million in the prior year, which primarily related to a non-core hotel location that was performing below expectations. See note 14 to our audited Consolidated Financial Statements for further details. The higher depreciation charge in 2018 was primarily due to capital investments in 2017 relating to renovating existing locations and opening new locations.

*Other operational result*

Other operational result was \$10.9 million of expense for the year ended December 31, 2018, compared to \$3.7 million of expense in 2017. The increase in expense was primarily due to a prior year \$9.4 million benefit from the forgiveness of certain intercompany payables due to Dufry. This was partially offset by a \$2.7 million decrease in IPO preparation and transaction costs.

*Interest expenses*

Interest expenses increased slightly to \$31.0 million for the year ended December 31, 2018 compared to \$30.2 million for 2017.

*Income tax benefit/ expense*

Income taxes for the year ended December 31, 2018 amounted to expense of \$3.0 million compared to \$42.9 million for 2017. The main components of this change were (i) the \$10.3 million release of valuation allowance against net operating losses, (ii) offset by additional tax related to U.S. Base Erosion Anti-Abuse Tax ("BEAT") of \$2.3 million and (iii) the \$40.2 million of expense in 2017 as a result of the reduction in the U.S. federal corporate income tax rate as part of U.S. tax reform. The total tax expense for the year ended December 31, 2018 consisted of \$9.8 million of current income tax expense incurred mainly in connection with our Canadian business, partially offset by \$6.8 million of deferred tax benefit principally due to the release of valuation allowance offset by utilization of NOLs.

**Comparison of the years ended December 31, 2017 and 2016**

The following table summarizes changes in financial performance for the year ended December 31, 2017, compared to the year ended December 31, 2016:

IN MILLIONS OF USD	FOR THE YEAR ENDED DECEMBER 31,		PERCENTAGE CHANGE
	2017	2016	in %
Turnover	1,802.5	1,687.2	6.8
Cost of sales	(680.3)	(645.3)	5.4
<b>Gross profit</b>	<b>1,122.2</b>	<b>1,041.9</b>	<b>7.7</b>
Selling expenses	(421.2)	(395.7)	6.4
Personnel expenses	(371.3)	(337.4)	10.0
General expenses	(156.9)	(151.9)	3.3
Share of result of associates	(0.3)	(0.7)	(57.1)
Depreciation, amortization and impairment	(108.7)	(103.7)	4.8
Other operational result	(3.7)	(9.3)	(60.2)
<b>Operating profit</b>	<b>60.1</b>	<b>43.2</b>	<b>39.1</b>
Interest expenses	(30.2)	(29.8)	1.3
Interest income	1.9	2.1	(9.5)
Foreign exchange gain / (loss)	0.5	-	-
<b>Profit before tax</b>	<b>32.3</b>	<b>15.5</b>	<b>108.4</b>
Income tax	(42.9)	34.3	(225.1)
<b>Net profit / (loss)</b>	<b>(10.6)</b>	<b>49.8</b>	<b>(121.3)</b>
<b>NET PROFIT / (LOSS) ATTRIBUTABLE TO</b>			
Equity holders of the parent	(40.4)	23.5	(271.9)
Non-controlling interests <sup>1</sup>	29.8	26.3	13.3

1 Net profit/(loss) to non-controlling interests excludes expenses payable by us which are not attributable to non-controlling interests (which primarily consists of our operating partners), such as franchise fees and interest expense payable to Dufry and its subsidiaries, income taxes and amortization on fair value step-ups from acquisitions.

*Turnover*

Turnover increased by 6.8 % to \$1,802.5 million for the year ended December 31, 2017 compared to \$1,687.2 million in 2016. Net sales represented 97.7 % of turnover for the 2017 period, with advertising income representing the remainder. Net sales increased by \$110.7 million, or 6.7 %, to \$1,760.8 million.

Organic growth was 8.8 % for the year ended December 31, 2017 and contributed \$142.6 million of the increase in net sales. Like-for-like growth was 4.8 % and contributed \$72.6 million of the increase in net sales. On a constant currency basis, like-for-like growth was 4.4 %. The increase in like-for-like growth was primarily the result of increases in average sales per transaction, with the remainder attributable to an increase in the overall number of transactions. Net new stores and expansions growth contributed \$70 million of the increase in net sales, primarily as a result of opening new stores. This growth was partially offset by a decrease of \$31.9 million in net sales of acquired wind-down stores.

*Gross profit*

Gross profit reached \$1,122.2 million for the year ended December 31, 2017 from \$1,041.9 million for the prior year. Our gross profit margin increased to 62.3 % for 2017 compared to 61.8 % in 2016, primarily due to sales mix shift from lower margin categories to higher margin categories, and gross margin synergies related to our implementation in 2016 of the Hudson supply chain at the acquired World Duty Free stores, most of which are duty-paid stores. Our gross profit margin for our duty-paid sales was only slightly higher than the gross profit margin for duty-free sales during these periods which modestly impacted our gross profit margin for the year ended December 31, 2017, as both margins increased slightly and duty-paid sales and duty-free sales represented 75.8 % and 24.2 % of our net sales, respectively, for the same period.

#### *Selling expenses*

Selling expenses reached \$421.2 million for the year ended December 31, 2017, compared to \$395.7 million for 2016. Concession and other periodic fees paid to airport authorities and other travel facility landlords in connection with our retail operations made up 92 % of the selling expenses for the year ended December 31, 2017. Selling expenses amounted to 23.4 % of turnover for the year ended December 31, 2017, compared to 23.5 % for the prior year. Our selling expenses as a percentage of turnover were lower for the year ended December 31, 2017 due to a \$0.7 million reversal of provision related to the acquisition of Nuance. In addition, we consolidated our credit card processors which contributed to lower credit card commission costs as a percentage of net sales. For the year ended December 31, 2017, concession and rental income amounted to \$11.6 million compared to \$11.9 million for 2016.

#### *Personnel expenses*

Personnel expenses increased to \$371.3 million for the year ended December 31, 2017 from \$337.4 million in 2016. As a percentage of turnover, personnel expenses increased to 20.6 % for 2017 compared to 20.0 % for 2016. The increase in personnel expenses in absolute terms was primarily attributable to opening of new locations and the increase as a percentage of turnover was primarily due to medical benefits and wage increases for hourly paid employees.

#### *General expenses*

General expenses increased to \$156.9 million for the year ended December 31, 2017 compared to \$151.9 million in the prior year. As a percentage of turnover, general expenses decreased to 8.7 % in 2017 from 9.0 % in 2016. Our general expenses as a percentage of turnover were lower for the year ended December 31, 2017 mainly due to lower franchise fees due to an affiliate of Dufry following the integration of the acquired World Duty Free Group into the Dufry franchise fee structure.

#### *Depreciation, amortization and impairment*

Depreciation, amortization and impairment increased to \$108.7 million for the year ended December 31, 2017 compared to \$103.7 million for 2016. Depreciation reached \$64.5 million for the year ended December 31, 2017, compared to \$61.4 million for the year ended December 31, 2016. Amortization increased to \$44.0 million for the year ended December 31, 2017 compared to \$42.3 million for the prior year. There was \$0.2 million impairment for the year ended December 31, 2017 and no impairment for the year ended December 31, 2016. The higher depreciation charge in 2017 was primarily due to higher than historical average capital investments in 2016 relating to renovating existing locations, opening new locations and expansions to our offices in New Jersey.

#### *Other operational result*

Other operational result decreased to \$3.7 million for the year ended December 31, 2017 compared to \$9.3 million in 2016. These expenses primarily related to \$3.4 million of audit and consulting costs related to preparatory work in connection with our initial public offering, \$4.1 million of restructuring expenses associated with the World Duty Free Group acquisition and \$5.5 million of other operating expenses including restructuring and non-recurring items, and were offset by \$9.4 million of other operating income resulting from a related party loan waiver due to Dufry.

#### *Interest expenses*

Interest expenses increased slightly to \$30.2 million for the year ended December 31, 2017 compared to \$29.8 million for 2016.

#### *Income tax benefit/ expense*

Income taxes for the year ended December 31, 2017 amounted to an expense of \$42.9 million compared to a benefit of \$34.3 million for 2016. The main components of this change were (i) a \$40.2 million expense as a result of the reduction in the U.S. federal corporate income tax rate as part of U.S. tax reform and (ii) a non-recurring tax benefit for 2016 from a reduction of the valuation allowance against deferred tax assets related to the U.S. operations of World Duty Free Group. The total tax expense of the year ended December 31, 2017 consisted of \$8.5 million current income tax expense incurred mainly in connection with our Canadian business and \$34.4 million deferred tax expense principally due to the impact of the U.S. tax reform.



## **B. Liquidity and capital resources**

Our primary funding sources historically have included cash from operations, and financial debt arrangements with Dufry. The balance outstanding on our long-term debt obligations with Dufry at December 31, 2018 and 2017 was \$492.6 million and \$520.4 million, respectively.

We believe existing cash balances, operating cash flows and our long-term financing arrangements with Dufry will provide us with adequate funds to support our current operating plan, make planned capital expenditures and fulfill our debt service requirements for the foreseeable future.

If our cash flows and capital resources are insufficient to fund our working capital, we could face substantial liquidity problems and may be forced to reduce or delay investments and capital expenditures. We do not anticipate entering into additional third-party credit facilities for our working capital, and expect any future working capital requirements to be funded by Dufry. As a result, our financing arrangements and relationship with our controlling shareholder are material to our business. Nonetheless, when appropriate, we may borrow cash from third-party sources, and may also raise funds by issuing debt or equity securities, including to fund acquisitions.

### ***Dufry Group cash pooling***

For the efficient management of its short term cash and overdraft positions, Hudson participates in Dufry's notional cash pool arrangements. At December 31, 2018, we had a deposit of \$61.2 million compared to an overdraft of \$13.1 million at December 31, 2017, in the cash pool accounts. The deposit was mainly a result of \$60.1 million of pre-IPO restructuring proceeds from the sale of our ownership interest in Dufry America Inc. to the Dufry Group. The cash pool arrangement is structured such that the assets and liabilities remain in the name of the corresponding participant, i. e. no physical cash concentration occurs for the day-to-day operations. We, along with other participants in the cash pool, have pledged the cash we have each placed in the cash pool to the bank managing the cash pool as collateral to support the aggregate obligations of cash pool participants.

### ***Share-based payments***

On June 28, 2018, Hudson Ltd. granted awards in the form of restricted share units ("RSUs") pursuant to the Hudson Ltd. Restricted Share Unit Plan ("RSU Plan") to certain of its employees. The RSUs were vested at grant and, in the aggregate, represent the right to receive 526,313 Class A common shares of the Company. Hudson expects to deliver shares in connection with such awards with 50 % being delivered in first quarter 2019 and 50 % being delivered in first quarter 2020. The Company purchased Class A common shares in the market to settle the first tranche of awards under the RSU Plan.

On October 31, 2018, Hudson Ltd. granted awards in the form of RSUs and Performance Share Units ("PSUs", and together with the RSUs, the "LTIP Units") pursuant to the newly created Hudson Ltd. Long-Term Incentive Plan ("LTI Plan") to selected members of senior management. The LTIP Units are composed of 25 % RSUs and 75 % PSUs. All LTIP Units have a service-vesting requirement through May 1, 2021, subject to certain acceleration provisions for selected participants. The PSUs are also subject to performance-vesting requirements based on the Company's achievement of sales, EBITDA and cash EPS performance metrics. At target, the LTIP Units represent the right to receive 580,599 Class A common shares of the Company in the aggregate. Hudson expects to deliver shares in connection with such vested and achieved awards in second quarter 2021.

### ***Capital expenditures***

Capital expenditures are our primary investing activity, and we divide them into two main categories: tangible and intangible capital expenditures. Tangible capital expenditures consists of spending on the renovation and maintenance of existing stores and the fitting out of new stores. Intangible capital expenditures consists of investments in computer software and occasional upfront payments upon the granting of new concessions which are capitalized as intangible assets and amortized over the life of the concession unless otherwise impaired.

When contemplating investments in new concessions, we focus on profitable growth as its key investment criterion. In addition to fitting out new concessions, we expect to invest in renovation and maintenance of our existing stores, including undertaking some major refurbishment projects each year.

Our capital expenditures (on the cash basis) are presented for each of the periods below:

IN MILLIONS OF USD	FOR THE YEAR ENDED DECEMBER, 31		
	2018	2017	2016
Tangible capital expenditures	65.1	79.6	88.3
Intangible capital expenditures	4.2	8.2	5.7
<b>Total</b>	<b>69.3</b>	<b>87.8</b>	<b>94.0</b>

### Cash flows

The following table summarizes the cash flow for each of the periods below:

IN MILLIONS OF USD	FOR THE YEAR ENDED DECEMBER, 31		
	2018	2017	2016
Net cash flows from operating activities	232.7	130.8	169.8
Net cash flows used in investing activities	(69.1)	(86.1)	(92.4)
Net cash flows used in financing activities	(64.8)	(95.8)	(51.3)
Currency translation	(2.0)	0.9	1.1
<b>Increase / (decrease) in cash and cash equivalents</b>	<b>96.8</b>	<b>(50.2)</b>	<b>27.2</b>
Cash at the beginning of period	137.4	187.6	160.4
Cash at the end of period	234.2	137.4	187.6

#### Cash flows from operating activities

Net cash flows from operating activities were \$232.7 million for the year ended December 31, 2018, an increase of \$101.9 million compared to the prior year period. The increase in net cash flows from operating activities mainly resulted from an improvement in operating performance and a decrease in franchise payments made to Dufry due to timing.

Net cash flows from operating activities were \$130.8 million for the year ended December 31, 2017, a decrease of \$39.0 million compared to 2016. The decrease in net cash flows provided from operating activities mainly resulted from paying an outstanding balance of franchise fees to Dufry.

#### Cash flows used in investment activities

Net cash used in investing activities decreased to \$69.1 million for the year ended December 31, 2018, as compared to \$86.1 million for 2017. The decrease was primarily due to lower capital expenditures.

Net cash used in investing activities decreased to \$86.1 million in 2017, as compared to \$92.4 million for 2016, primarily due to lower capital expenditures.

#### Cash flows used in financing activities

Net cash used in financing activities decreased by \$31.0 million for the year ended December 31, 2018, to \$64.8 million compared to \$95.8 million in 2017. This decrease in cash used was primarily due to the \$60.1 million pre-IPO restructuring proceeds from an affiliated entity within the Dufry Group, partially offset by an increase in financial debt repayments to Dufry.

Net cash used in financing activities increased by \$44.5 million for the year ended December 31, 2017, to \$95.8 million compared to \$51.3 million in 2016. This increase in cash used was primarily due to repayment of financial debt to Dufry.

## Internal control over financial reporting

As part of management's assessment of its internal control over financial reporting for the fiscal year ending December 31, 2018, management identified a material weakness in our internal control over financial reporting, as defined in the SEC guidelines for public companies. The material weakness identified relates specifically to the procure to pay process and the related internal controls supporting this area. As a result, there is a reasonable possibility that a material misstatement of our consolidated financial statements will not be prevented or detected on a timely basis. We have initiated remedial measures and plan to continue to take additional measures to remediate this material weakness. See "Item 3. Key Information – D. Risk factors – Risks relating to our business – We have identified a material weakness in our internal control over financial reporting as part of management's assessment. If we are unable to remediate this material weakness, or if we identify additional material weaknesses in the future or otherwise fail to maintain an effective system of internal controls, we may not be able to accurately or timely report our financial results, or prevent fraud, and investor confidence in our company and the market price of our shares may be adversely affected."

## Indebtedness

### Existing debt with Dufry

At December 31, 2018 and 2017, we owed \$492.6 million and \$520.4 million, respectively, to Dufry pursuant to long-term financial loans (excluding current portion). We were charged \$30.2 million, \$29.5 million and \$29.1 million in each of the years ended December 31, 2018, 2017 and 2016, respectively, in interest to Dufry. The weighted-average interest rate on our loans from Dufry for each of the years ended December 31, 2018, 2017 and 2016 was 5.7%, 5.7 % and 5.9 %, respectively.

Our indebtedness owed to Dufry at December 31, 2018 consisted of 17 intercompany loans with affiliates of Dufry (the "intercompany loans"), which are all on substantially similar terms and most of which are due on October 15, 2022. The following table summarizes certain information regarding the intercompany loans:

LOAN (IN MILLIONS OF USD, UNLESS NOTED)	INTEREST RATE	PRINCIPAL AMOUNT OUTSTANDING AT DECEMBER 31, 2018
Loan Agreement between Dufry Finances SNC and Dufry Newark Inc.	5.9589 %	0.3
Loan Agreement between Dufry Finances SNC and Dufry Newark Inc.	5.9589 %	0.6
Loan Agreement between Dufry Finances SNC and Dufry Newark Inc.	5.9589 %	0.8
Loan Agreement between Dufry Finances SNC and Dufry Newark Inc.	5.9589 %	2.8
Loan Agreement between Dufry International and Dufry Houston DF & Retail Part.	2.7800 %	3.0
Loan Agreement between Dufry Finances SNC and Hudson Group Inc.	5.9589 %	5.9
Loan Agreement between Dufry Finances SNC and Hudson Group Inc.	5.9589 %	7.7
Loan Agreement between Dufry Finances SNC and Hudson Group Inc.	5.9589 %	16.0
Loan Agreement between Dufry Finances SNC and Hudson Group Inc.	5.9589 %	21.0
Loan Agreement between Dufry Finances SNC and Dufry North America LLC	5.9589 %	39.7
Loan Agreement between Dufry Finances SNC and WDFG North America LLC	5.9589 %	50.0
Loan Agreement between Dufry Finances SNC and Hudson Group Inc.	5.9589 %	49.4
Loan Agreement between Dufry Finances SNC and Hudson Group Inc.	5.9589 %	63.2
Loan Agreement between Dufry Finances SNC and Hudson Group Inc.	5.9589 %	82.3
Loan Agreement between Dufry Finances SNC and Hudson Group Inc. <sup>1</sup>	5.9589 %	102.3
Loan Agreement between Dufry Financial Services B.V. and The Nuance Group (Canada) Inc. <sup>2</sup>		
Interest-bearing portion <sup>2</sup>	3.8900 %	CAD 65.0
Non-interest bearing portion <sup>2</sup>	–	CAD 55.7
Loan Agreement between Dufry Financial Services B.V. and Hudson Group Canada Inc.	3.6600%	CAD 14.3

1 This loan agreement has been filed as an exhibit to this annual report. All intercompany loans are on substantially the same terms, except as noted above.

2 In connection with the Reorganization Transactions, on August 1, 2017, one of our affiliates, The Nuance Group (Canada) Inc. ("Nuance Group Canada"), a member of Hudson Group, entered into a CAD\$195.0 million loan agreement with another affiliate of Dufry. The loan consists of a non-interest bearing portion for CAD\$130.0 million and a 3.8900 % portion for CAD\$65.0 million. Nuance Group Canada repaid CAD\$45.0 million of the non-interest bearing portion on August 1, 2017. The balance outstanding on the loan is CAD\$150.0 million, of which CAD\$65.0 million bears interest at 3.8900 %.

#### Restrictions on our indebtedness

We are subject to certain of the covenants contained in Dufry's 4.50 % Senior Notes due 2023 (the "2023 Dufry Notes") and 2.50 % Senior Notes due 2024 (the "2024 Dufry Notes," and together with the 2023 Dufry Notes, the "Dufry Notes"). We are not a guarantor under any of the Dufry Notes. However, if we or any of our subsidiaries guarantee any bank debt or public debt of Dufry in excess of \$50.0 million in the case of the 2023 Dufry Notes, or \$75.0 million in the case of the 2024 Dufry Notes, then we or our subsidiaries will be required to guarantee such notes; provided however, that in the case of the 2024 Dufry Notes, we or our subsidiaries will only be required to guarantee such notes if, after giving effect to the guarantee of the bank debt or public debt, the aggregate principal amount of bank debt or public debt guaranteed by non-guarantor subsidiaries of Dufry exceeds EUR 500 million. In addition, the amount of debt that we may be able to incur from third parties is limited by the terms of the 2023 Dufry Notes. Subject to certain exceptions, we are also not permitted to grant liens on any of our assets, absent certain exceptions, unless we grant a lien to secure the repayment of the Dufry Notes.

We are also subject to certain of the covenants contained in Dufry's existing credit facilities (the "Dufry Credit Facilities"). We are not a guarantor under any of the Dufry Credit Facilities. The amount of third-party debt that we may incur is limited by the terms of the Dufry Credit Facilities. We are not permitted to grant liens on our assets, absent certain exceptions. Under the Dufry Credit Facilities, there are also restrictions on our ability to provide certain guarantees to third parties. In addition, our ability to enter into certain acquisitions, investments, mergers and asset sales is limited by the terms of the Dufry Credit Facilities.

#### Uncommitted letters of credit facilities

In addition to our debt-financing arrangements with Dufry, we have local credit facilities with each of Bank of America N. A. and Credit Agricole, which we use to obtain letters of credit. We use letters of credit to secure concession fee obligations pursuant to certain of our concession agreements. On October 30, 2014 we entered into a \$45 million Amended and Restated Uncommitted Letter of Credit and Loan Facility Agreement with Bank of America N. A. (as amended, the "BofA Credit Facilities"). As of December 31, 2018, \$37.1 million was outstanding (including letters of credit) and \$7.9 million was available for borrowing under this facility. Direct advances under the BofA Credit Facilities bear interest at the U.S. prime rate. Letters of credit under the BofA Credit Facilities are subject to an annual fee of 0.75 % of the amount borrowed. On October 3, 2013 and subsequently amended, we entered into a \$40 million Uncommitted Line of Credit Agreement with Credit Agricole Corporate and Investment Bank (as amended, the "Credit Agricole Credit Facilities"). As of December 31, 2018, \$32.6 million was outstanding (including letters of credit) and \$7.4 million was available for borrowing under this facility. Under the Credit Agricole Credit Facilities, we are required to pay a fee at a rate not to exceed 0.75 % of the amount borrowed. Lenders under the BofA Credit Facilities and the Credit Agricole Credit Facilities may in their discretion decline to fund our borrowing requests thereunder.

#### Contractual obligations and commitments

The following table presents our long-term debt obligations and operating and capital lease obligations as of December 31, 2018:

IN MILLIONS OF USD	PAYMENTS DUE BY PERIOD				
	TOTAL	LESS THAN 1 YEAR	1 – 3 YEARS	4 – 5 YEARS	THEREAFTER
Long-term debt obligations <sup>1</sup>	660.3	39.2	59.5	466.5	95.1
Operating and capital lease obligations <sup>2</sup>	1,260.9	216.9	389.2	296.3	358.5
<b>TOTAL</b>	<b>1,921.2</b>	<b>256.1</b>	<b>448.7</b>	<b>762.8</b>	<b>453.6</b>

<sup>1</sup> Includes aggregate principal amounts of financial debt outstanding to Dufry at December 31, 2018, and interest payable thereon.

<sup>2</sup> Represents management estimates of future fixed MAG payments under our concession agreements as of December 31, 2018, as well as fixed storage, office and warehouse rents. For the fiscal years ended December 31, 2018, 2017, and 2016, we recorded concession fees of \$423.1 million, \$399.1 million and \$375.3 million, respectively, of which \$129.7 million, \$136.7 million and \$168.7 million, respectively, consisted of variable rent.

Notwithstanding the maturity date of the existing financial debt outstanding to Dufry, we intend to make repayments of \$32.0 million, \$67.7 million and \$355.7 million within the next year, one to three year period and four to five year period, respectively.

## **Off-Balance sheet arrangements**

We have no off-balance sheet arrangements that have or are materially likely to have a current or future material effect on our financial condition, changes in financial condition, sales or expenses, results of operations, liquidity, capital expenditures or capital resources.

## **Quantitative and qualitative disclosures about market risk**

We are exposed to market risks associated with foreign exchange rates, interest rates, commodity prices and inflation. In accordance with our policies, we seek to manage our exposure to these various market-based risks.

### ***Foreign exchange risk***

We are exposed to foreign exchange risk through our Canadian operations. Our Canadian sales are denominated in Canadian dollars, while expenses relating to certain products we sell in Canada are denominated in U.S. dollars. We also make a limited amount of purchases from foreign sources, which subjects us to minimal foreign currency transaction risk. As a result, our exposure to foreign exchange risk is primarily related to fluctuations between the Canadian dollar and the U.S. dollar. We are also exposed to foreign exchange fluctuations on the translation of our Canadian operating results into U.S. dollars for reporting purposes, which can affect the comparability quarter-over-quarter and year-over-year of our results. We generally benefit from natural hedging and therefore do not currently engage in material forward foreign exchange hedging.

### ***Interest rate risk***

We have a significant amount of interest-bearing liabilities related to our long term financing arrangements with Dufry, at a weighted average interest rate of 5.7 % as of December 31, 2018. We do not have any material floating rate financial instruments and as such are not currently exposed to significant interest rate risk.

### ***Commodity price risk***

Our profitability is dependent on, among other things, our ability to anticipate and react to changes in the costs of the food and beverages we sell. Cost increases may result from a number of factors, including market conditions, shortages or interruptions in supply due to weather or other conditions beyond our control, governmental regulations and inflation. Substantial increases in the cost of the food and beverages we sell could impact our operating results to the extent that such increases cannot be offset by price increases.

### ***Impact of inflation***

Inflation has an impact on the cost of retail products, food and beverage, construction, utilities, labor and benefits and selling, general and administrative expenses, all of which can materially impact our operations. While we have been able to partially offset inflation by gradually increasing prices, coupled with more efficient practices, productivity improvements and greater economies of scale, we cannot assure you that we will be able to continue to do so in the future, and macroeconomic conditions could make price increases impractical or impact our sales. We cannot assure you that future cost increases can be offset by increased prices or that increased prices will be fully absorbed by our customers without any resulting change to their purchasing patterns.

### ***Critical accounting estimates***

The preparation of our financial statements in conformity with IFRS requires management to make judgments, estimates and assumptions that affect the reported amounts of income, expenses, assets and liabilities at the reporting date. The key assumptions concerning the future and other key sources of estimation include uncertainties at the reporting date, which include a risk of causing a material adjustment to the carrying amounts of assets or liabilities within the next financial periods. We discuss these estimates and assumptions below. Also, see Note 2.3 "Summary of Significant Accounting Policies" to our audited Consolidated Financial Statements included elsewhere in this annual report, which presents the significant accounting policies applicable to our financial statements.

**Concession rights**

Concession rights identified in a business combination are measured at fair value as at the date of acquisition and amortized over the contract duration. Hudson assesses concession rights for impairment indications whenever events or circumstances indicate that the carrying amount may not be recoverable.

**Goodwill**

Goodwill is subject to impairment testing each year. The recoverable amount of the cash generating unit is determined based on value-in-use calculations which require the use of assumptions, including those relating to pre- and post-tax discount rates and growth rates for net sales. The calculation uses cash flow projections based on financial forecasts approved by Hudson's management covering a five-year period. Cash flows beyond the five-year period are extrapolated using a steady growth rate that does not exceed the long-term average growth rate for the respective market and is consistent with forecasted passenger growth included in the travel related retail industry reports.

**Taxes**

Income tax expense represents the sum of the current income tax and deferred tax. Income tax positions not relating to items recognized in the income statement, are recognized in correlation to the underlying transaction either in other comprehensive income or equity. Hudson is subject to income taxes in numerous jurisdictions. Significant judgment is required in determining the provision for income taxes. There are many transactions and calculations for which the ultimate tax assessment is uncertain. Hudson recognizes liabilities for tax audit issues based on estimates of whether additional taxes will be payable. Where the final tax outcome is different from the amounts that were initially recorded, such differences will impact the income tax or deferred tax provisions in the period in which such assessment is made.

**Current income tax**

Income tax receivables or payables are measured at the amount expected to be recovered from or paid to the tax authorities. The tax rates and tax laws used to compute the amount are those that are enacted or substantially enacted at the reporting date in the countries or states where Hudson operates and generates taxable income. Income tax relating to items recognized in other comprehensive income is recognized in the same statement.

**Deferred tax**

Deferred tax is provided using the liability method on temporary differences between the tax basis of assets or liabilities and their carrying amounts for financial reporting purposes at the reporting date. Deferred tax liabilities are recognized for all taxable temporary differences, except:

- when the deferred tax liability arises from the initial recognition of goodwill or an asset or liability in a transaction that is not a business combination and, at the time of the transaction, affects neither the accounting profit nor taxable profit or loss; or
- in respect of taxable temporary differences associated with investments in subsidiaries, when the timing of the reversal of the temporary differences can be controlled and it is probable that the temporary differences will not be reversed in the foreseeable future.

Deferred tax assets are recognized for all deductible temporary differences, the carry forward of unused tax credits or tax losses. Management judgment is required to determine the amount of deferred tax assets that can be recognized, based upon the likely timing and level of future taxable profits. Deferred tax assets are recognized to the extent that it is probable that taxable profit will be available, against which the deductible temporary differences and the carry forward of unused tax credits and unused tax losses can be utilized, except:

- when the deferred tax asset relating to the deductible temporary difference arises from the initial recognition of an asset or liability in a transaction that is not a business combination and, at the time of the transaction, affects neither the accounting profit nor taxable profit or loss; or
- in respect of deductible temporary differences associated with investments in subsidiaries, in which case deferred tax assets are recognized only to the extent that it is probable that the temporary differences will be reversed in the foreseeable future and taxable profit will be available against which the temporary differences can be utilized.
- The carrying amount of deferred tax assets is reviewed at each reporting date and reduced to the extent that it is no longer probable that sufficient taxable profit will be available to allow the deferred tax asset to be utilized. Unrecognized deferred tax assets are reassessed at each reporting date and are recognized to the extent that it has become probable that future taxable profits will allow the deferred tax asset to be recovered.
- Deferred tax assets and liabilities are measured at the tax rates that are expected to apply in the year when the asset is realized or the liability is settled, based on tax rates (and tax laws) that have been enacted or substantially enacted at the reporting date applicable for each respective company.

#### **Recent accounting pronouncements**

Effective for the annual period beginning January 1, 2019, the new accounting standard, IFRS 16, replaces existing guidance and eliminates the current dual accounting model for lessees, which distinguishes between on-balance sheet finance leases and off-balance sheet operating leases, and introduces a single, on-balance sheet accounting model. While we currently treat operating leases, such as concession or rental agreements, as selling expenses or general expenses, under IFRS 16 substantially all leases will become on-balance sheet right-of-use assets with corresponding lease liabilities on the statement of financial position. As a result, we will be recording the fair value of the fixed or minimum payment commitments for concessions and rents owed until the end of the respective agreement as a lease obligation, while a corresponding right-of-use asset will be capitalized in the same amount as the lease liability. We expect the adoption of IFRS 16 will materially increase the assets and liabilities on our statement of financial position and affect our results of operations. In addition, there will be presentation changes in the statement of cash flows, however there is no impact on our actual cash flows.

See Note 4 of our Consolidated Financial Statements for further details and a description of other recent accounting pronouncements.

#### **C. Research and development, patents and licenses, etc.**

We do not conduct research and development activities.

#### **D. Trend information**

For a discussion of Trend information, see “– A. Operating results – Principal factors affecting our results of operations,” “– A. Operating results – Results of operations” and “Item 4. Information on the Company – B. Business overview – Our strategies.”

#### **E. Off-balance sheet arrangements**

We have no off-balance sheet arrangements that have or are materially likely to have a current or future material effect on our financial condition, changes in financial condition, sales or expenses, results of operations, liquidity, capital expenditures or capital resources.

#### F. Tabular disclosure of contractual obligations

The following table presents our long-term debt obligations and operating and capital lease obligations as of December 31, 2018:

IN MILLIONS OF USD	PAYMENTS DUE BY PERIOD				
	TOTAL	LESS THAN 1 YEAR	1 – 3 YEARS	4 – 5 YEARS	THEREAFTER
Long-term debt obligations <sup>1</sup>	660.3	39.2	59.5	466.5	95.1
Operating and capital lease obligations <sup>2</sup>	1,260.9	216.9	389.2	296.3	358.5
<b>TOTAL</b>	<b>1,921.2</b>	<b>256.1</b>	<b>448.7</b>	<b>762.8</b>	<b>453.6</b>

1 Includes aggregate principal amounts of financial debt outstanding to Dufry at December 31, 2018, and interest payable thereon.

2 Represents management estimates of future fixed MAG payments under our concession agreements as of December 31, 2018, as well as fixed storage, office and warehouse rents. For the fiscal years ended December 31, 2018, 2017, and 2016, we recorded concession fees of \$423.1 million, \$399.1 million and \$375.3 million, respectively, of which \$129.7 million, \$136.7 million and \$168.7 million, respectively, consisted of variable rent.

Notwithstanding the maturity date of the existing financial debt outstanding to Dufry, we intend to make repayments of \$32.0 million, \$67.7 million and \$355.7 million within the next year, one to three year period and four to five year period, respectively.

#### G. Safe harbor

See "Forward-Looking Statements."



## ITEM 6. DIRECTORS, SENIOR MANAGEMENT AND EMPLOYEES

### A. Directors and senior management Board of directors and senior management

The following table lists each of our current executive officers and directors and their respective ages and positions as of the date of this annual report. Unless otherwise stated, the business address for our directors and executive officers is that of our principal executive offices at 4 New Square, Bedford Lakes, Feltham, Middlesex, United Kingdom.

NAME	AGE	POSITION	INITIAL YEAR OF APPOINTMENT	DIRECTOR OF CLASS
Juan Carlos Torres Carretero	69	Chairman of the Board of Directors	2017	Class III (term expires in 2021)
Julián Díaz González	60	Deputy Chairman of the Board of Directors	2017	Class III (term expires in 2021)
James Cohen	60	Deputy Chairman of the Board of Directors	2018	Class II (term expires in 2019)
Roger Fordyce	63	Chief Executive Officer and Director	2019	Class III (term expires in 2021)
Mary J. Steele Guilfoile	64	Director	2018	Class II (term expires in 2019)
Heekyung (Jo) Min	60	Director	2018	Class I (term expires in 2020)
Joaquín Moya-Angeler Cabrera	69	Director	2018	Class I (term expires in 2020)
James E. Skinner	65	Director	2018	Class II (term expires in 2019)
Eugenia M. Ulasewicz	65	Director	2018	Class I (term expires in 2020)
Adrian Bartella	43	Chief Financial Officer	2017	–
Brian Quinn	60	Executive Vice President and Chief Operating Officer	2017	–
Hope Remoundos	64	Executive Vice President and Chief Marketing Officer	2017	–
Michael Mullaney	52	Executive Vice President, Corporate Strategy & Business Development	2017	–
Jordi Martin-Consuegra	46	Executive Vice President, Chief Administrative Officer and Deputy Chief Executive Officer	2018	–

The following is a brief biography of each of our directors and executive officers:

**Juan Carlos Torres Carretero** is the Chairman of the board of directors of the Company. He was appointed to our board of directors on September 15, 2017, and has served as the Chairman of Dufry AG since 2003. Mr. Torres Carretero was a Partner at Advent International in Madrid from 1991 to 1995, and served as Managing Director and Senior Partner in charge of Advent International Corporation's investment activities in Latin America from 1995 to 2016. He holds a MS in physics from Universidad Complutense de Madrid and a MS in management from MIT's Sloan School of Management. Mr. Torres Carretero also serves on the board of directors of TCP Participações S.A. and Moncler S.p.A.

**Julián Díaz González** is the Deputy Chairman of the board of directors of the Company. He was appointed to our board of directors on September 15, 2017, and has served as a board member and the Chief Executive Officer of Dufry AG since 2004. Mr. Díaz González held various managerial and business positions at Aeroboutiques de Mexico, S.A. de C. V. and Deor, S.A. de C. V. from 1997 to 2000, and was General Manager of Latinoamericana DutyFree, S.A. de C. V. from 2000 to 2003. He holds a degree in business administration from Universidad Pontificia Comillas I.C.A.D.E., de Madrid. Mr. Díaz González also serves on the board of directors of Distribuidora Internacional de Alimentacion, S.A. (DIA).

**James S. Cohen** is the Deputy Chairman of the board of directors and Chairman of its Nomination and Remuneration Committee. Mr. Cohen served as a member of the board of directors of Dufry AG from 2009 to 2016. In 1980, he joined his family's wholesale magazine distribution business, Hudson County News Company. In 1984, he founded the Hudson News travel retail business; he has been the President and Chief Executive Officer of Hudson Media Inc. since 1994. Hudson Media Inc. continues today as Hudson News Distributors, the leading magazine distributor in the Eastern United States. In addition, Mr. Cohen is the Chairman and Chief Executive Officer of Hudson Capital Properties, an owner and developer of multi-family rental properties located predominantly in the Southeastern and Midwestern United States, and serves on the board of directors of COMAG Marketing Group, LLC. Mr. Cohen holds a bachelor's degree in economics from the Wharton School of the University of Pennsylvania.

**Roger Fordyce** is the Chief Executive Officer and a Director of the Company. He was appointed to our board of directors on January 10, 2019, and serves as a member of the Global Executive Committee of Dufry AG. Mr. Fordyce has served in a variety of roles at Hudson Group over the past 30 years, including as Executive Vice President and Chief Operating Officer from 2008 to 2019. Mr. Fordyce was also Senior Vice President of Operations at Hudson Group from 1996 to 2008. Previously, he was Vice President of Operations from 1992 to 1996. Prior to that, he served as District Manager overseeing operations in LaGuardia, Penn Station and Grand Central Station, which were acquired by Hudson Group in 1990. Prior to joining Hudson Group in 1988, Mr. Fordyce held positions as manager at Dobbs/ Aeroplex, WH Smith, and Greenman Bros. Mr. Fordyce received a bachelor of arts in psychology from SUNY Stony Brook in 1977.

**Mary J. Steele Guilfoile** is a Director of the Company and is the Chairwoman of its Audit Committee. Ms. Guilfoile is currently Chairman of MG Advisors, Inc., a privately owned financial services merger and acquisitions advisory and consulting firm, and is a Partner of The Beacon Group, LP, a private investment group. Ms. Guilfoile served as Executive Vice President and Corporate Treasurer at JPMorgan Chase & Co. and as Chief Administrative Officer of its investment bank from 2000 through 2002, and previously served as a Partner, CFO and COO of The Beacon Group, LLC, a private equity, strategic advisory and wealth management partnership, from 1996 through 2000. She has been a member of the boards of directors of C. H. Robinson Worldwide, Inc. since 2012, currently serving as a member of the audit committee, The Interpublic Group of Companies, Inc. since 2007, currently serving as the chair of the compensation and governance committees, member of the executive and corporate governance committees and Pitney Bowes Inc., since 2018, currently serving as a member of the audit and finance committees. Ms. Guilfoile holds a bachelor's degree in accounting from Boston College Carroll School of Management and a master's degree in business administration from Columbia Business School, and is a certified public accountant.

**Heekyung (Jo) Min** is a Director of the Company. Ms. Min has been a member of the Dufry AG board of directors since 2016, and has been serving as Executive Vice President at CJ Cheiljedang Corporation, focusing on Corporate Social Responsibility and Sustainability, for a publicly-listed Korean conglomerate since 2011. Ms. Min previously served as Director General of Incheon Free Economic Zone in Korea from 2007 to 2010, as Country Advisor of Global Resolutions in Korea in 2006 and as Executive Vice President of Prudential Investment and Securities Co., Korea from 2004 to 2005. Ms. Min holds an undergraduate degree from Seoul National University and a master's degree in business administration from Columbia Business School. Ms. Min is a member of the Board of Directors of CJ Welfare Foundation and a member of Honorary Advisory Board of Asia New Zealand Foundation.

**Joaquín Moya-Angeler Cabrera** is a Director of the Company. Mr. Moya-Angeler Cabrera has served as member of the board of directors of Redsa S.A. since 1997, Hildebrando since 2003, La Quinta Real Estate since 2003, Inmoan since 1989, Avalon Private Equity since 1999 and Corporación Tecnológica Andalucía since 2005. Mr. Moya-Angeler Cabrera is currently a member of the board of directors of La Quinta Group (chairman), Palamon Capital Partners, Board of Trustees University of Almeria (chairman), Fundación Mediterránea (chairman), Redsa S.A., Inmoan SL, Avalon Private Equity, Spanish Association of Universities Governing Bodies (chairman) and Corporation Group Leche Pascual (Vice Chairman). Mr. Moya-Angeler Cabrera holds a master's degree in Mathematics from the University of Madrid, a degree in economics and forecasting from the London School of Economics and Political Science and an MS in management from MIT's Sloan School of Management.

**James E. Skinner** is a Director of the Company. Mr. Skinner served as Vice Chairman of The Neiman Marcus Group LLC from July 2015 until his retirement in February 2016. Mr. Skinner previously held a variety of positions at The Neiman Marcus Group LLC from 2001, including Executive Vice President, Chief Operating Officer and Chief Financial Officer. In 2000, Mr. Skinner served as Senior Vice President and Chief Financial Officer of CapRock Communications Corporation. From 1991 to 2000, Mr. Skinner served in several positions with CompUSA Inc., including Executive Vice President and Chief Financial Officer beginning in 1994. Mr. Skinner also served as a partner with Ernst & Young LLP from 1987 until 1991. Mr. Skinner has served as a member of the board of directors of Fossil Group, Inc. since 2007 and Ares Commercial Real Estate Corporation since 2016. Mr. Skinner holds a bachelor's degree in business administration and accounting from Texas Tech University and is a certified public accountant in Texas.

**Eugenia M. Ulasewicz** is a Director of the Company. Ms. Ulasewicz most recently served as President of the Americas division for Burberry Ltd. from 1998 to 2013. She has been a member of the boards of directors of Bunzl PLC since 2011, Signet Jewelers Ltd. since 2013 and Vince Holding Corporation since 2014. Ms. Ulasewicz holds a bachelor's degree from the University of Massachusetts, Amherst.

**Adrian Bartella** is the Chief Financial Officer. Mr. Bartella has over 13 years of international finance experience. He joined Dufry AG in 2005 and has served in various positions in its Finance, Mergers and Acquisitions and Treasury before being named Global Head of Investment Control, Mergers and Acquisitions in 2010. He has served as Chief Financial Officer of Hudson Group since 2012. Mr. Bartella holds a degree in business administration from the European University Viadrina in Frankfurt, Germany.

**Brian Quinn** is an Executive Vice President and Chief Operating Officer. He is responsible for the day-to-day general management of the company. Mr. Quinn was Vice President of Operations at Hudson Group from 1992 to 1996. Prior to that, he was General Manager of Hudson Group's LaGuardia Airport operations. Prior to joining Hudson Group in 1991, Mr. Quinn held positions as Regional Vice President at the Rite-Aid Corporation, Regional Vice President at Faber Coe & Gregg, and General Manager of WH Smith New York City operations. Mr. Quinn attended St. John's University, majoring in political science.

**Hope Remoundos** is an Executive Vice President and the Chief Marketing Officer. Ms. Remoundos served as Senior Vice President, Sales and Marketing at Hudson Group from 2000 to 2016, and held positions as Director and Vice President in Sales and Marketing from 1992 to 2000. Prior to joining Hudson Group in 1992, Ms. Remoundos worked for over 20 years in general management, circulation and consulting roles within the publishing and advertising industry. She served as a consultant with McNamee Consulting, and was General Manager and Circulation Manager for Egg Magazine (a division of Forbes) for three years. She was also associated with Select Magazines (five years), Curtis Circulation (three years), International Musician & Recording World, and Book Digest. Ms. Remoundos graduated with honors from Fairleigh Dickinson University in 1976, receiving a bachelor of science in marketing.

**Michael Mullaney** is the Executive Vice President, Corporate Strategy & Business Development. Prior to joining Hudson Group in 2004, Mr. Mullaney served as Manager in Commercial and Business Development for the Cincinnati/ Northern Kentucky International Airport. Mr. Mullaney was previously a senior consultant with Aviation Planning Associates and TransPlan, and a member of the Florida Department of Transportation's Multimodal System Planning Bureau. Mr. Mullaney received a bachelor of science in aviation management/ flight technology from Florida Institute of Technology in 1988.

**Jordi Martin-Consuegra** is an Executive Vice President, Chief Administrative Officer and Deputy Chief Executive Officer. Prior to joining Hudson Group in August 2018, Mr. Martin-Consuegra served in a variety of positions for Dufry AG, including Chief Resources Director from 2017 to 2018, Global Resources Director from 2012 to 2016, Global Organization and Human Resources Director from 2009 to 2012, Global Integration Director from 2008 to 2009, and Global Information Technology Director from 2005 to 2008. Mr. Martin-Consuegra holds an Executive MBA from Instituto de Empresa, Madrid, and has also received a degree in economics from Universidad Complutense de Madrid and a Bachelor of Arts in Combined Studies from University of Wolverhampton, UK.

## **Board of Directors**

Our bye-laws provide that our board of directors shall consist of nine directors. We have nine directors, three of whom are independent directors. A director may be removed by the shareholders, in accordance with the Company's bye-laws. See "Item 10. Additional Information – B. Memorandum of association and bye-laws." Our board is divided into three classes that are, as nearly as possible, of equal size. Each class of directors is elected for a three-year term of office, but the terms are staggered so that the term of only one class of directors expires at each annual general meeting.

Our board of directors established an audit committee and a nomination and remuneration committee prior to the consummation of our initial public offering.

## **B. Compensation**

The compensation for each member of our executive management is comprised of the following elements: base salary, bonus, equity awards, contractual benefits, and pension contributions. Total amount of compensation earned and benefits in kind provided to our executive management for the fiscal year 2018 was \$17.0 million, which includes compensation for Joseph DiDomizio, the former Chief Executive Officer, who left the company in January 2019. We do not currently maintain any bonus or profit-sharing plan for the benefit of the members of our executive management; however, certain members of our executive management are eligible to receive annual bonuses pursuant to the terms of their service agreements. No amount was set aside or accrued by us to provide pension, retirement or similar benefits to our executive management employees with respect to the fiscal year 2018. Total amount of compensation earned and benefits in kind provided to our non-employee directors for the fiscal year 2018 was \$1.4 million.

### **Changes to our remuneration structure in 2018**

#### *New Restricted Share Unit award equity compensation plan*

Following our initial public offering, our Board approved the Hudson Ltd. Restricted Share Unit Plan ("RSU Plan"). The principal purpose of the RSU Plan is to motivate and reward selected employees for the Company's successful IPO of Hudson Ltd. through the granting of share-based awards. On June 28, 2018, Hudson Ltd. granted awards in the form of restricted share units ("RSUs") pursuant to the RSU Plan to certain of its employees. The RSUs were vested at grant and, in the aggregate, represent the right to receive 526,313 Class A common shares of the Company. Hudson delivered 50 % of the award shares in February 2019 out of treasury shares and the remaining 50 % will be delivered in first quarter 2020. The Company intends to issue new shares or purchase Class A common shares in the market to settle the remaining awards under the RSU Plan.

#### *New Long-Term Incentive and equity compensation plan*

During 2018, our Board approved the Hudson Ltd. Long-Term Incentive Plan ("LTI Plan"). The principal purpose of the LTI Plan is to attract, retain and motivate selected members of senior management through the granting of share-based compensation awards. On October 31, 2018, Hudson Ltd. granted awards in the form of RSUs and Performance Share Units ("PSUs", and together with the RSUs, the "LTIP Units") pursuant to the LTI Plan to selected members of senior management. The LTIP Units are composed of 25% RSUs and 75% PSUs. All LTIP Units have a service-vesting requirement through May 1, 2021, subject to certain acceleration provisions for selected participants. The PSUs are also subject to performance-vesting requirements based on the Company's achievement of sales, EBITDA and cash EPS performance metrics. At target, the LTIP Units represent the right to receive 580,599 Class A common shares of the Company in the aggregate. Hudson expects to deliver shares in connection with such vested and achieved awards in second quarter 2021.

Certain members of our senior management were granted PSU awards from Dufry in each of the years ended December 31, 2017 and 2016. Should these Dufry PSU awards vest, they will entitle the holders to receive shares of Dufry.

## **C. Board practices**

### **Audit committee**

The audit committee, which consists of Ms. Guilfoile, Mr. Skinner and Ms. Ulasewicz, assists the board in overseeing our accounting, financial reporting and related internal controls processes and the audits of our financial statements. In addition, the audit committee is directly responsible for the appointment, compensation, retention and oversight of the work of our independent registered public accounting firm. The audit committee is also responsible for reviewing and determining whether to approve certain transactions with related parties. See “Item 7. Major Shareholders and Related Party Transactions – B. Related party transactions – Related person transaction policy.” The board of directors has determined that each of Ms. Guilfoile, Mr. Skinner and Ms. Ulasewicz qualifies as an “audit committee financial expert,” as such term is defined in the rules of the SEC, and that each of Ms. Guilfoile, Mr. Skinner and Ms. Ulasewicz is independent, as independence is defined under the rules of the SEC and NYSE applicable to foreign private issuers. Ms. Guilfoile was appointed to act as chairman of our audit committee.

### **Nomination and remuneration committee**

The nomination and remuneration committee, which consists of Mr. Torres Carretero, Mr. Díaz González, Mr. Cohen and Mr. Moya-Angeler Cabrera, assists the board in overseeing the long-term planning of appropriate appointments to the position of Chief Executive Officer, as well as establishing criteria for the selection of candidates for executive officer positions, including the position of Chief Executive Officer, and reviewing candidates to fill vacancies for executive officer positions. In addition, the nomination and remuneration committee identifies, reviews and approves corporate goals and objectives relevant to the compensation of the Chief Executive Officer and other executive officers, evaluate executive officers’ performance in light of such goals and objectives and determine each executive officer’s compensation based on such evaluation and will determine any long-term incentive component of each executive officer’s compensation. Mr. Cohen was appointed to act as chairman of our nomination and remuneration committee.

### **Code of business conduct and ethics**

We have adopted a code of business conduct and ethics that applies to all of our employees, officers and directors, including those officers responsible for financial reporting. Our code of business conduct and ethics addresses, among other things, competition and fair dealing, conflicts of interest, financial matters and external reporting, company funds and assets, confidentiality and corporate opportunity requirements and the process for reporting violations of the code of business conduct and ethics, employee misconduct, conflicts of interest or other violations. Our code of business conduct and ethics is attached as an exhibit to this annual report.

### **Duties of directors**

Under Bermuda common law, members of the board of directors of a Bermuda company owe a fiduciary duty to the company to act in good faith in their dealings with or on behalf of the company and exercise their powers and fulfill the duties of their office honestly. This duty includes the following essential elements:

- a duty to act in good faith in the best interests of the company;
- a duty not to make a personal profit from opportunities that arise from the office of director;
- a duty to avoid conflicts of interest; and
- a duty to exercise powers for the purpose for which such powers were intended.

The Companies Act imposes a duty on directors of a Bermuda company to act honestly and in good faith with a view to the best interests of the company, and to exercise the care, diligence and skill that a reasonably prudent person would exercise in comparable circumstances. In addition, the Companies Act imposes various duties on directors and officers of a company with respect to certain matters of management and administration of the company. Directors and officers generally owe fiduciary duties to the company, and not to the company’s individual shareholders. Our shareholders may not have a direct cause of action against our directors.

## D. Employees

We are responsible for hiring, training and management of employees at each of our retail locations. As of December 31, 2018, we employed 10,094 people, including both full-time and part-time employees (as compared to 9,641 at December 31, 2017). Of these employees, 8,499 were full-time employees and 1,595 were part-time employees. As of December 31, 2018, 4,276 of our employees were subject to collective bargaining agreements.

## E. Share ownership

As of March 7, 2019, members of our board of directors and our senior management held as a group 57,724 of our Class A common shares.

The following table shows the beneficial ownership of each member of our board of directors and senior management as of March 7, 2019.

Beneficial ownership is determined in accordance with the rules of the SEC and includes voting or investment power with respect to the securities. Class A common shares that may be acquired by an individual or group within 60 days after the date of this annual report, pursuant to the exercise of options, warrants or other rights, are deemed to be outstanding for the purpose of computing the percentage ownership of such individual or group, but are not deemed to be outstanding for the purpose of computing the percentage ownership of any other person shown in the table.

Except as indicated in footnotes to this table, we believe that the shareholders named in this table have sole voting and investment power with respect to all common shares shown to be beneficially owned by them, based on information provided to us by such shareholders. The address for each director and executive officer listed is 4 New Square, Bedfont Lakes, Feltham, Middlesex, United Kingdom.

NAME OF BENEFICIAL OWNER	SHARES BENEFICIALLY OWNED				PERCENTAGE OF TOTAL VOTING POWER <sup>1</sup>
	CLASS A COMMON SHARES	%	CLASS B COMMON SHARES	%	
EXECUTIVE OFFICERS AND DIRECTORS:					
Juan Carlos Torres Carretero	—	—	—	—	—
Julián Díaz González	—	—	—	—	—
James Cohen	—	—	—	—	—
Roger Fordyce	*	*	—	—	*
Mary J. Steele Guilfoile	—	—	—	—	—
Heekyung (Jo) Min	*	*	—	—	*
Joaquín Moya-Angeler Cabrera	—	—	—	—	—
James E. Skinner	*	*	—	—	*
Eugenia M. Ulasewicz	*	*	—	—	*
Adrián Bartella	*	*	—	—	*
Brian Quinn	*	*	—	—	*
Hope Remoundos	*	*	—	—	*
Michael Mullaney	*	*	—	—	*
Jordi Martin-Consuegra	—	—	—	—	—

\* Indicates ownership of less than 1 % of outstanding Class A common shares and less than 1 % of the total voting power of all outstanding common shares.

<sup>1</sup> Percentage of total voting power represents voting power with respect to all of our Class A and Class B common shares, as a single class. The holders of our Class B common shares are entitled to 10 votes per share, and holders of our Class A common shares are entitled to one vote per share. For more information about the voting rights of our Class A and Class B common shares, see "Item 10. Additional Information – B. Memorandum of association and bye-laws – Common shares – Voting rights."

## ITEM 7. MAJOR SHAREHOLDERS AND RELATED PARTY TRANSACTIONS

### A. Major shareholders

Beneficial ownership is determined in accordance with the rules of the SEC and includes voting or investment power with respect to the securities. Class A common shares that may be acquired by an individual or group within 60 days after the date of this annual report pursuant to the exercise of options, warrants or other rights, are deemed to be outstanding for the purpose of computing the percentage ownership of such individual or group, but are not deemed to be outstanding for the purpose of computing the percentage ownership of any other person shown in the table.

Except as indicated in footnotes to this table, we believe that the shareholders named in this table have sole voting and investment power with respect to all common shares shown to be beneficially owned by them, based on information provided to us by such shareholders. The address for Dufry is Brunngässlein 12, CH – 4010 Basel, Switzerland.

Except as indicated in footnotes to this table, the following table presents the beneficial ownership of our common shares as of March 7, 2019:

NAME OF BENEFICIAL OWNER	SHARES BENEFICIALLY OWNED				PERCENTAGE OF TOTAL VOTING POWER <sup>1</sup>
	CLASS A COMMON SHARES	%	CLASS B COMMON SHARES	%	
Dufry AG <sup>2</sup>	-	-	53,093,315	100.00	93.1
Clearbridge Capital Management <sup>3</sup>	3,462,846	8.79	-	-	0.6
Baron Capital Management <sup>4</sup>	3,250,000	8.25	-	-	0.6
Brown Advisory <sup>5</sup>	3,169,773	8.05	-	-	0.6
JPMorgan Chase & Co. <sup>6</sup>	3,123,707	7.93	-	-	0.5
Neuberger Berman Investment Advisers, LLC <sup>7</sup>	3,121,490	7.93	-	-	0.5

1 Percentage of total voting power represents voting power with respect to all of our Class A and Class B common shares, as a single class. The holders of our Class B common shares are entitled to 10 votes per share, and holders of our Class A common shares are entitled to one vote per share. For more information about the voting rights of our Class A and Class B common shares, see "Item 10. Additional Information – B. Memorandum of association and bye-laws – Common shares – Voting rights."

2 Represents Class B common shares held by Dufry International AG. For additional information relating to our controlling shareholder, see "Item 10. Additional Information – B. Memorandum of association and bye-laws" and "Item 3. Key Information – D. Risk factors". The two-class structure of our common shares has the effect of concentrating voting control with Dufry and its affiliates. Because of its significant share ownership, Dufry exerts control over us, including with respect to our business, policies and other significant corporate decisions. This limits or precludes the ability of Class A shareholders to influence corporate matters, including the election of directors, amendments to our organizational documents and any merger, amalgamation, sale of all or substantially all of our assets or other major corporate transaction requiring shareholder approval.

3 As reported on Form 13G with the SEC on February 14, 2019. The address of Clearbridge Investments, LLC is 620 8th Avenue, New York, NY 10018.

4 As reported on Form 13G filed with the SEC on February 14, 2019, consists of Class A common shares owned by Baron Capital Group, Inc. ("BCG"), BAMCO, Inc. ("BAMCO"), Ronald Baron and Baron Small Cap Fund ("BSC"). Each of BCG, BAMCO, and Mr. Baron may be deemed to beneficially own 3,250,000 Class A common shares. BSC may be deemed to beneficially own 3,000,000 Class A common shares. The address for each of BCG, BAMCO, Mr. Baron, and BSC is 767 Fifth Avenue, 49th Floor, New York, NY 10153.

5 As reported on Form 13G filed with the SEC on February 11, 2019, consists of Class A common shares owned by Brown Advisory Incorporated ("BAI"), Brown Investment Advisory & Trust Company ("BIATC") and Brown Advisory LLC ("BALLC"). BAI may be deemed to beneficially own 3,169,773 Class A common shares, BALLC may be deemed to beneficially own 3,135,683 Class A common shares and BIATC may be deemed to beneficially own 34,090 Class A common shares. The address for each of BAI, BIATC, and BALLC is 901 South Bond Street, Suite #400, Baltimore, Maryland 21231.

6 As reported on Form 13G with the SEC on January 10, 2019. The address of JP Morgan Chase & Co is 270 Park Avenue, New York, NY 10017.

7 As reported on Form 13G filed with the SEC on February 14, 2019, consists of Class A common shares owned by Neuberger Berman Group LLC ("NBG"), Neuberger Berman Investment Advisers LLC ("NBIA"), Neuberger Berman Alternative Funds ("NBAF"), and Neuberger Berman Long Short Fund ("NBLSF"). Each of NBG and NBIA may be deemed to beneficially own 3,121,490 Class A common shares. Each of NBAF and NBLSF may be deemed to beneficially own 1,220,000 Class A common shares. The address for each of NBG, NBIA, NBAF, and NBLSF is 1290 Avenue of the Americas, New York, NY 10104.

As of March 7, 2019, we had 2 shareholders of record. One record holder, CEDE & CO., a nominee of The Depository Trust Company, was a resident of the United States, which held an aggregate of 39,417,765 of our Class A common shares, representing approximately 42.6 % of our outstanding common shares. Since some of the shares are held by nominees, the number of shareholders may not be representative of the number of beneficial owners.

## **B. Related party transactions**

### **Transactions with Dufry**

#### ***Supply***

Dufry is one of our largest suppliers of products. In particular, Dufry is the largest supplier of products for our duty free operations, including liquors and perfumes. For the years ended December 31, 2018, 2017 and 2016, \$82.5 million, \$67.4 million and \$64.5 million, respectively, of cost of goods sold was attributable to purchases of products from Dufry. We expect Dufry to continue to supply us with products as contemplated by the Master Relationship Agreement entered into in connection with our initial public offering. See “– Other agreements with Dufry – Master relationship agreement.”

#### ***Franchise and other services***

We have historically paid a franchise fee to Dufry to license brands owned by Dufry or its subsidiaries, including the Dufry, Hudson, Nuance and World Duty Free brands, and to receive ancillary franchise services from Dufry including centralized support services, such as treasury, internal audit and other similar services. We expect Dufry or its subsidiaries to continue to license these brands to us and provide us with ancillary franchise services pursuant to the terms of the agreements entered into in connection with our initial public offering. See “– Other agreements with Dufry – Franchise agreements” and “– Other agreements with Dufry – Trademark license agreement.”

We have historically received a fee from Dufry for our provision of consultation services to Dufry to assist Dufry in store concept and design, primarily for duty-paid stores outside the continental United States and Canada and in connection with the development, enhancement, maintenance, protection and exploitation of the Hudson brand. We expect to continue to provide Dufry with consultation services pursuant to the terms of new franchise agreements, all as contemplated by the Master Relationship Agreement entered into in connection with our initial public offering. See “Other agreements with Dufry – Master relationship agreement”.

We recorded \$15.2 million, \$50.6 million and \$50.1 million in net expenses for all such services, respectively, for the years ended December 31, 2018, 2017 and 2016.

#### ***Treasury operations***

We have historically been an integral part of Dufry’s global treasury and cash management operations and we expect to continue to be an integral part of such operations. We also participate in Dufry Group’s cash pooling arrangement. See “Item 5. Operating and Financial Review and Prospects – B. Liquidity and capital resources – Dufry group cash pooling.”

At December 31, 2018, 2017 and 2016, we owed \$492.6 million, \$520.4 million and \$475.2 million, respectively, to Dufry pursuant to long-term financial loans (excluding current portion). We were charged \$30.2 million, \$29.5 million and \$29.1 million in each of the years ended December 31, 2018, 2017 and 2016, respectively, in interest to Dufry. The weighted-average annual interest rate on our loans from Dufry for the years ended December 31, 2018, 2017 and 2016 was 5.7 %, 5.7 % and 5.9 %, respectively per year. For further details, see “Item 5. Operating and Financial Review and Prospects – B. Liquidity and capital resources – Indebtedness.”

We expect to continue to borrow from Dufry, engage in cash pooling with other Dufry entities and receive other treasury services from Dufry, in each case as contemplated by the Master Relationship Agreement entered into in connection with our initial public offering. See “– Other agreements with Dufry – Master relationship agreement.”



## **Other agreements with Dufry**

In connection with our initial public offering, we entered into a series of agreements with Dufry. Most importantly, we entered into the following:

### *Master relationship agreement*

This agreement governs the general commercial relationship between us and other members of the Dufry Group. Recognizing our position as an integral part of the Dufry Group, the agreement provides, among other things, that:

- we will provide information concerning our business to Dufry upon request;
- subject to applicable law, we will not publish press releases concerning our business, results of operations or financial condition, reports, notices, proxy or information statements, registration statements or prospectuses without Dufry's consent;
- we will cooperate with Dufry with respect to various matters, including the preparation of its public reports;
- unless we obtain Dufry's consent, we will borrow funds only pursuant to facilities provided by members of the Dufry Group, and any such borrowing will be on substantially the same terms as our outstanding borrowings from members of the Dufry Group at the date of our initial public offering, provided that the principal amount, interest rate (which may be fixed or floating) and term of future borrowings may vary from facility to facility, and the interest rate that Dufry charges us will correspond to Dufry's weighted average cost of debt funding in the currency of our borrowings at the time that we borrow or refinance any such debt or, if a floating rate of interest is applied, Dufry's weighted average cost of debt funding at each interest reset date, in each case plus an administration fee to reflect the cost to Dufry of providing the service;
- unless we obtain Dufry's consent, we will execute foreign exchange transactions only through members of the Dufry Group, and if Dufry executes such foreign exchange transactions for us, it may execute them either with a third person on our behalf at the best quoted price or directly with us at the best price quoted by a third person, in each case as reasonably determined by Dufry, plus an administration fee to reflect the cost to Dufry of providing the service;
- Dufry may direct us to deposit cash in any Dufry Group cash pooling arrangement up to the aggregate principal amount of borrowings by us from Dufry then outstanding, and such cash deposited by us may be used to secure any credit positions in the cash pooling arrangements, either of us or our subsidiaries, or other Dufry Group members, and with Dufry's consent, we may borrow from any cash pool at the then-prevailing market rate applicable to borrowings by similar borrowers from the bank operating the cash pooling arrangement, as reasonably determined by Dufry, plus an administration fee to reflect the cost to Dufry of providing the service; the agreement also provides that in the event of the insolvency, bankruptcy, receivership or other similar status of Dufry, the amount of any borrowing by us from Dufry should be set off against any amount deposited by us in any cash pooling arrangement that is not returned to us;
- at Dufry's option, we will purchase certain categories of products for sale, either directly from Dufry or through a third person with which Dufry has a supply arrangement, at prices to be determined by Dufry in accordance with its transfer pricing policy as then in effect for all members of the Dufry Group;
- we will do all things necessary to comply with Dufry Group's policies in effect from time to time;
- we will support the Dufry Group in its global sales and marketing strategy and take any action requested by Dufry in furtherance thereof that does not materially adversely affect us;
- we will use, apply and implement any information technology system, application or software required by Dufry, and we will be responsible to Dufry for the costs of any such system, application or software, as well as any support services provided by Dufry, on the basis of the cost to the Dufry Group (including the cost of Dufry Group employees) for such product or service plus an administration fee to reflect the cost to Dufry of providing the service;
- we will reimburse the Dufry Group for all costs incurred by the Dufry Group in connection with the granting and vesting of any awards to our employees of the Company Group, either before or after our initial public offering, pursuant to the Dufry PSU Plan; and
- at Dufry's option, we will participate in any insurance policy or arrangement that Dufry effects for the members of the Dufry Group, and we will be responsible for any costs (incurred by Dufry or otherwise) associated with effecting or maintaining such policy or arrangement, as determined by Dufry in its sole discretion.

The agreement will terminate on the date when there are no issued and outstanding Class B common shares. Also, Dufry may terminate the agreement without cause upon six months' notice to us. The agreement is governed by the Laws of Switzerland and if any dispute is not settled by mediation, it will be finally resolved by arbitration in accordance with the Swiss Rules of International Arbitration of the Swiss Chambers' Arbitration Institution.

#### *Franchise agreements*

As contemplated by the Master Relationship Agreement, certain of our subsidiaries will maintain various franchise agreements with the Dufry Group. The franchise agreements provide us with access to:

- franchise intellectual property (such as trademarks), including guidance and training on its use;
- franchise business concepts;
- franchise global distribution center tools;
- franchise supporting knowhow, such as marketing and promotion knowhow and training; and
- ancillary franchise services, such as centralized support services including treasury, internal audit, legal, tax and other services to support the franchise.

In exchange for these access rights and support services, we pay members of the Dufry Group franchise fees, which vary depending on the trademark under which sales were made. We pay franchise fees equal to:

- 3 % of net sales for duty-free sales under the Dufry, Nuance and World Duty Free trademarks;
- 2 % of net sales for duty-free sales not under any such trademark; and
- 0.35 % of net sales for duty-paid sales.

Each franchise agreement may be terminated by Dufry without cause upon six months' notice. Upon failure to cure a default under a franchise agreement within ten days of receiving notice of such default, the non-defaulting party may terminate the agreement. The agreements will also terminate on the date that the Master Relationship Agreement terminates. The franchise agreements are governed by Swiss law. The other franchise agreements are on substantially the same terms as the Hudson brand franchise agreement.

#### *Trademark license agreement*

Separate to the franchise agreements, Dufry has granted us a seven-year license to use the Hudson brand and trademark within the continental United States, Hawaii and Canada. We will not pay Dufry any fee for such license.

Upon failure to cure a default under the trademark license agreement within ten days of receiving notice of such default, the non-defaulting party may terminate the agreement. The agreement will also terminate on the date that the Master Relationship Agreement terminates. The trademark license agreement is governed by Swiss law.

#### **Registration rights agreement**

In connection with our initial public offering, we have entered into a registration rights agreement with Dufry International AG. The registration rights agreement grants Dufry International AG and its designees specified registration rights in connection with any transfer of Class A common shares issuable to us or our affiliates upon conversion of any Class B common shares. See "Item 10. Additional Information – B. Memorandum of association and bye-laws – Common shares – Conversion." As a result, Dufry International AG may require us to use reasonable best efforts to effect the registration under the Securities Act of our Class A common shares that they or their affiliates own, in each case at our own expense. The registration rights agreement also provides that we will indemnify Dufry International AG in connection with the registration of our Class A common shares.

#### **Transactions with entities controlled by Mr. James Cohen**

During the years ended December 31, 2018, 2017 and 2016, we paid \$18.9 million, \$20.7 million and \$20.6 million, respectively, to Hudson News Distributors, LLC and Hudson RPM Distributors, LLC, which are entities controlled by Mr. James Cohen, for the supply of magazines and other periodicals. We do not have a long-term distribution contract with these entities, but we expect to continue purchasing magazines and other periodicals from them. Mr. Cohen is the former controlling shareholder of our business, is a current shareholder of Dufry and a member of a group of shareholders that hold or control approximately 20 % of Dufry's issued and outstanding shares, and was a member of Dufry's board of directors from 2009 until April 2016. Mr. Cohen is invited to attend meetings of

Dufry's board of directors as a guest of the chairman from time to time. Mr. Cohen is a Deputy Chairman of the board of directors of the Company.

Through August 2018, we subleased to Hudson Media, Inc., a company controlled by Mr. Cohen and his family, approximately 2,000 usable square feet, and provide office services, at our offices in East Rutherford, New Jersey, pursuant to an agreement entered into between Hudson Group Holdings, Inc. and Hudson Media, Inc. prior to our acquisition by Dufry. In connection therewith, Hudson Media, Inc. paid approximately \$16,800 annually in rent to us for the use of such space. In addition, Hudson Media, Inc. occupied an additional area of approximately 2,000 usable square feet at no additional charge. In August 2018, Hudson Media, Inc. vacated all such space in our offices and the sublease terminated.

In addition, in connection with the sale of their interests in our business, entities affiliated with Mr. Cohen entered into a Trademark Co-Existence Agreement (the "TCEA") with us in 2008 (prior to Dufry's acquisition of us later that year). The TCEA granted us the exclusive ownership of certain trademarks (Hudson News, Hudson Group, Hudson Booksellers, Hudson Group Retail Specialists, Hudson, the "Retail Marks"), which we have subsequently transferred to Dufry, and the entities affiliated with Mr. Cohen exclusive ownership of certain other marks (Hudson News Distributors, Hudson RPM Distributors, Magazine Distributors, the "Wholesale Marks"). We may not use the Wholesale Marks in connection with any distribution business, and the entities affiliated with Mr. Cohen may not use the Wholesale Marks in connection with any retail business. However, entities affiliated with Mr. Cohen may use other names and marks containing the terms "Hudson" or "Hudson News" in conjunction with the word or words "distributors," "distribution," "wholesale" and/ or other words that clearly identify or reference the distribution business. Each party also agreed not to apply for any related mark in the other's sphere of operations. The term of the TCEA is indefinite and runs until terminated by mutual written agreement.

#### **Related person transaction policy**

In connection with our initial public offering, we adopted a policy regarding approval by the audit committee, subject to certain exceptions, of certain transactions between us and a related person (as defined below). Transactions subject to the policy include the following transactions in which a related person has or will have a direct or indirect material interest:

- any transaction or series of transactions with a related person that is material to us or the related person, or
- any transactions that are unusual in their nature or conditions, involving goods, services, or tangible or intangible assets, to which we are a party.

For purposes of the policy, "related person" means:

- any director or executive officer of (i) the Company or (ii) an affiliated entity of the Company (including directors and members of the Global Executive Committee of Dufry and the Divisional Executive Committee of Dufry);
- any immediate family member of a director or executive officer of (i) the Company or (ii) an affiliated entity of the Company (including directors and members of the Global Executive Committee of Dufry and the Divisional Executive Committee of Dufry);
- any nominee for director of (i) the Company or (ii) an affiliated entity of the Company (including Dufry) and the immediate family members of such nominee;
- a 10 % beneficial owner of the Company's voting securities or any immediate family member of such owner; and
- enterprises in which a substantial interest in the voting power is owned, directly or indirectly by a person described in any of the immediately preceding four bullet points or over which such a person is able to exercise significant influence.

Arrangements with related parties existing at the date of our initial public offering and new arrangements with related parties that were entered into in connection with our initial public offering, in each case (i) that were described in the prospectus for our initial public offering, (ii) including any subsequent amendment to any such arrangement that is not material to the Company and (iii) any ancillary services provided in connection therewith, will not require review, approval or ratification pursuant to the policy.

#### **C. Interests of experts and counsel**

Not applicable.

## **ITEM 8. FINANCIAL INFORMATION**

### **A. Consolidated statements and other financial information**

#### ***Financial statements***

See "Item 18. Financial Statements," which contains our audited consolidated financial statements prepared in accordance with IFRS as issued by IASB.

#### ***Legal proceedings***

We have extensive operations, and are defendants in a number of court, arbitration and administrative proceedings, and, in some instances, are plaintiffs in similar proceedings. Actions, including class action lawsuits, filed against us from time to time include commercial, tort, customer, employment (such as wage and hour and discrimination), tax, administrative, customs and other claims, and the remedies sought in these claims can be for material amounts.

#### ***Dividends and dividend policy***

We do not currently intend to pay cash dividends on our common shares in the foreseeable future. Any future determination to pay cash dividends will be subject to the discretion of our board of directors in accordance with applicable law and dependent on a variety of factors including our financial condition, earnings, results of operations, current and anticipated cash needs, plans for growth, level of indebtedness, legal requirements, general business conditions and other factors that the board of directors deems relevant. Any payment of dividends will be at the discretion of our board of directors and we cannot assure you that we will pay any dividends to holders of our common shares, or as to the amount of any such dividends if our board of directors determines to do so.

Under Bermuda law, a company may not declare or pay a dividend if there are reasonable grounds to believe that: (i) the company is, or would after the payment be, unable to pay its liabilities as they become due, or (ii) the realizable value of its assets would thereby be less than its liabilities. Under our bye-laws, each Class A and Class B common share will be entitled to dividends if, as and when dividends are declared by our board of directors, subject to any preferred dividend right of the holders of any preference shares.

Any dividends we declare on our common shares will be in respect of our Class A and Class B common shares, and will be distributed such that a holder of one of our Class B common shares will receive the same amount of the dividends that are received by a holder of one of our Class A common shares. We will not declare any dividend with respect to the Class A common shares without declaring a dividend on the Class B common shares, and vice versa.

We are a holding company and have no material assets other than our direct and indirect ownership of our operating subsidiaries. If we were to distribute a dividend at some point in the future, we would cause the operating subsidiaries to make distributions to us in an amount sufficient to cover any such dividends to the extent permitted by our subsidiaries' financing agreements, if any.

### **B. Significant changes**

A discussion of the significant changes in our business can be found under "Item 4. Information on the Company – B. Business overview."

**ITEM 9. THE OFFER AND LISTING****A. Offering and listing details**

Not applicable.

**B. Plan of distribution**

Not applicable.

**C. Markets**

On February 5, 2018, we completed our initial public offering and listed our common shares on the New York Stock Exchange (the "NYSE").

Our common shares have been listed on the NYSE under the symbol "HUD" since February 1, 2018.

**D. Selling shareholders**

Not applicable.

**E. Dilution**

Not applicable.

**F. Expenses of the issue**

Not applicable.

**ITEM 10. ADDITIONAL INFORMATION****A. Share capital**

Not applicable.

**B. Memorandum of association and bye-laws**

The following is a description of the material terms of our bye-laws and memorandum of association which were effected in connection with the completion of our initial public offering. The following description may not contain all of the information that is important to you and we therefore refer you to our bye-laws and memorandum of association, copies of which are filed with the SEC as exhibits to the registration statement filed in connection with our initial public offering.

**General**

We are a Bermuda exempted company with limited liability. We are registered with the Registrar of Companies in Bermuda under registration number 52620. We were incorporated on May 30, 2017 under the name Hudson Ltd. Our registered office is located at 2 Church Street, Hamilton HM11, Bermuda. Our affairs are governed by our memorandum of association and bye-laws and the Companies Act 1981 of Bermuda (the "Companies Act").

The objects of our business are unrestricted, and the company has the capacity of a natural person. We can therefore undertake activities without restriction on our capacity.

A register of holders of the common shares is maintained by Conyers Corporate Services (Bermuda) Limited in Bermuda, and a branch register will be maintained in the United States by Computershare Trust Company, N. A., who serves as branch registrar and transfer agent. As of March 7, 2019, there were issued and outstanding 39,379,571 Class A common shares, par value \$0.001 per share, and 53,093,315 Class B common shares, par value \$0.001 per share. As of March 7, 2019, our authorized share capital consisted of 2,000,000,000 Class A common shares, par value \$0.001 per share, 1,000,000,000 Class B common shares, par value \$0.001 per share, and 100,000,000 undesignated preference shares, par value \$0.001 per share.

Pursuant to our bye-laws, subject to any resolution of the shareholders to the contrary, our board of directors is authorized to issue any of our authorized but unissued shares. There are no limitations on the right of non-Bermudians or non-residents of Bermuda to hold or vote our shares.

**Common Shares****General**

All of our issued and outstanding common shares are fully paid and non-assessable. Certificates representing our issued and outstanding common shares are generally not issued and legal title to our issued shares is recorded in registered form in the register of members. Our issued and outstanding common shares consist of Class A and Class B common shares. Holders of Class A and Class B common shares have the same rights other than with respect to voting and conversion rights. Holders of our common shares have no preemptive, redemption, conversion or sinking fund rights (except as described below under the heading "– Conversion"). If we issue any preference shares, the rights, preferences and privileges of holders of our Class A and Class B common shares will be subject to, and may be adversely affected by, the rights of the holders of such preference shares.

**Dividends**

The holders of our common shares will be entitled to such dividends as may be declared by our board of directors, subject to the Companies Act and our bye-laws. Dividends and other distributions on issued and outstanding shares may be paid out of the funds of the Company lawfully available for such purpose, subject to any preference of any issued and outstanding preference shares. Dividends and other distributions will be distributed among the holders of our common shares on a pro rata basis.

Under Bermuda law, we may not declare or pay any dividends if there are reasonable grounds for believing that (i) we are, or after the payment of such dividends would be, unable to pay our liabilities as they become due, or (ii) the realizable value of our assets would thereby be less than our liabilities. There are no restrictions on our ability to transfer funds (other than funds denominated in Bermuda dollars) in and out of Bermuda or to pay dividends to U.S. residents who are holders of our common shares.

**Voting Rights**

Each Class A common share is entitled to one vote, and each Class B common share is entitled to 10 votes, on all matters upon which the shares are entitled to vote.

The quorum required for a general meeting of shareholders to consider any resolution or take any action, including with respect to any meeting convened to consider or adopt a resolution required for an amalgamation or merger of the Company, is one or more persons present and representing in person or by proxy at least 15 % of the votes eligible to be cast at any such general meeting, provided that for so long as there are any Class B common shares issued and outstanding, at least one holder of Class B common shares shall be required to be present in person or by proxy to constitute a quorum.

To be passed at a general meeting of the Company, a resolution (including a resolution required for an amalgamation or merger of the Company) requires the affirmative vote of at least a majority of the votes cast at such meeting.

Subject to the Companies Act, at any general meeting of the Company a resolution put to the vote of the meeting shall be voted upon in such manner as the chairman of the meeting shall decide. The chairman of the meeting shall direct the manner in which the shareholders participating in such meeting may cast their votes. A poll may be demanded by (i) the chairman of the meeting; (ii) at least three shareholders present or voting by proxy or (iii) one or more shareholders present or represented by proxy holding not less than one-tenth of the total voting rights of the shareholders holding all of the issued and outstanding Class A and Class B common shares and any other shares of the Company or not less than one-tenth of the aggregate sum paid up on all issued and outstanding Class A and Class B common shares and any other shares of the Company having the right to attend and vote.

### ***Conversion***

Each Class B common share is convertible into one Class A common share at any time at the option of the holder of such Class B common share. Any Class B common shares that are converted into Class A common shares may not be reissued. The disparate voting rights of our Class B common shares will not change upon transfer unless such Class B common shares are first converted into our Class A common shares. Further, each Class B common share will automatically convert into one Class A common share upon any transfer thereof to a person or entity that is not an affiliate of the holder of such Class B common shares. Further, all of our Class B common shares will automatically convert into Class A common shares upon the date when all holders of Class B common shares together cease to hold Class B common shares representing, in the aggregate, 10 % or more of the total number of Class A and Class B common shares issued and outstanding.

### ***Variation of rights***

As a matter of Bermuda law, the holders of one class of shares may not vary the voting rights of such class of shares relative to another class of shares, without the approval of the holders of each other class of our voting shares then in issue. As such, if at any time we have more than one class of shares, the rights attaching to any class, unless otherwise provided for by the terms of issue of the relevant class, may be varied either: (i) with the consent in writing of the holders of a majority of the issued shares of that class; or (ii) with the sanction of a resolution passed by a majority of the votes cast at a general meeting of the relevant class of shareholders at which a quorum consisting of shareholders representing 10 % of the issued shares of the relevant class is present. In addition, as the rights attaching to any class of shares are set forth in our bye-laws, a resolution of a general meeting of the Company is required to be passed to amend the bye-laws to vary such rights. For purposes of the Class A or Class B common shares, the only rights specifically attaching to such shares that may be varied as described in this paragraph are the voting, dividend and liquidation rights.

Our bye-laws specify that the creation or issue of shares ranking equally with existing shares will not, unless expressly provided by the terms of issue of existing shares, vary the rights attached to existing shares. In addition, the creation or issue of preference shares ranking prior to common shares will not be deemed to vary the rights attached to common shares or, subject to the terms of any other series of preference shares, to vary the rights attached to any other series of preference shares.

Further, our Class B common shares will automatically convert into Class A common shares on the date when all holders of Class B common shares together cease to hold Class B common shares representing, in the aggregate, 10 % or more of the total number of Class A and Class B common shares issued and outstanding.

***Transfer of shares***

Our board of directors may in its absolute discretion and without assigning any reason refuse to register the transfer of a share that is not fully paid. Our board of directors may also refuse to recognize an instrument of transfer of a share unless it is accompanied by the relevant share certificate and such other evidence of the transferor's right to make the transfer as our board of directors shall reasonably require. Subject to these restrictions, a holder of common shares may transfer the title to all or any of its common shares by completing a form of transfer in the form set out in our bye-laws (or as near thereto as circumstances admit) or in such other common form as the board may accept. The instrument of transfer must be signed by the transferor and transferee, although in the case of a fully paid share our board of directors may accept the instrument signed only by the transferor.

***Liquidation***

In the event of our liquidation, dissolution or winding up, the holders of our Class A and Class B common shares are entitled to share equally and ratably in our assets, if any, remaining after the payment of all of our debts and liabilities, subject to any liquidation preference on any issued and outstanding preference shares.

***Election and removal of directors***

Our bye-laws provide that our board shall consist of nine directors. Our board is divided into three classes that are, as nearly as possible, of equal size. Each class of directors is elected for a three-year term of office, but the terms are staggered so that the term of only one class of directors expires at each annual general meeting.

Our bye-laws provide that the number of shareholders necessary to nominate a director is either (i) any number of shareholders representing at least 5 % of the votes eligible to be cast at any general meeting of the Company by shareholders holding all of the issued and outstanding Class A and Class B common shares and any other shares of the Company having the right to vote; or (ii) not less than 100 shareholders of the Company. Any such eligible group of shareholders wishing to propose for election as a director someone who is not an existing director or is not proposed by our board must give notice of the intention to propose the person for election. Such notice must be given to the secretary or the chairman of the Company at any time between January 1, and March 1, of the year the general meeting to vote on such proposal will be held.

Our bye-laws provide that, at any time, a director may be removed by either (i) an affirmative vote of at least a majority of the votes cast at a general meeting of the Company; or (ii) the written consent of any number of holders of common shares representing at least a majority of the votes eligible to be cast at a general meeting.

***Proceedings of board of directors***

Our bye-laws provide that our business is to be managed and conducted by our board of directors. Bermuda law permits individual and corporate directors and there is no requirement in our bye-laws or Bermuda law that directors hold any of our shares.

The remuneration of our directors is determined by our board of directors, and there is no requirement that a specified number or percentage of "independent" directors must approve any such determination. Our directors may also be paid all travel, hotel and other expenses properly incurred by them in connection with our business or their duties as directors.

Provided a director discloses a direct or indirect interest in any contract or arrangement with us as required by Bermuda law, such director is entitled to vote in respect of any such contract or arrangement in which he or she is interested unless he or she is disqualified from voting by the chairman of the relevant board meeting.



### ***Indemnity of directors and officers***

We have adopted provisions in our bye-laws that provide that we shall indemnify our officers and directors in respect of their actions and omissions, except in respect of their fraud or dishonesty. Subject to Section 14 of the Securities Act, which renders void any waiver of the provisions of the Securities Act, our bye-laws provide that the shareholders waive all claims or rights of action that they might have, individually or in right of the company, against any of the company's directors or officers for any act or failure to act in the performance of such director's or officer's duties, except in respect of any fraud or dishonesty of such director or officer. Section 98A of the Companies Act permits us to purchase and maintain insurance for the benefit of any officer or director in respect of any loss or liability attaching to him in respect of any negligence, default, breach of duty or breach of trust, whether or not we may otherwise indemnify such officer or director. We have purchased and maintain a directors' and officers' liability policy for such a purpose.

### ***Corporate opportunities***

Our bye-laws will provide that, to the fullest extent permitted by applicable law, we, on our behalf and on behalf of our subsidiaries, renounce any interest or expectancy in, or in being offered an opportunity to participate in, any corporate opportunities, that are from time to time presented to Dufry or any of its officers, directors, employees, agents, shareholders, members, partners, affiliates or subsidiaries (other than us and our subsidiaries), even if the opportunity is one that we or our subsidiaries might reasonably be deemed to have pursued or had the ability or desire to pursue if granted the opportunity to do so. Neither Dufry nor its officers, directors, employees, agents, shareholders, members, partners, affiliates or subsidiaries will generally be liable to us or any of our subsidiaries for breach of any fiduciary or other duty, as a director or otherwise, by reason of the fact that such person pursues or acquires such corporate opportunity, directs such corporate opportunity to another person or fails to present such corporate opportunity, or information regarding such corporate opportunity, to us or our subsidiaries. In the case of any such person who is a director or officer of the Company and who is expressly offered such corporate opportunity in writing solely in his or her capacity as a director or officer of the Company, such director or officer shall be obligated to communicate such opportunity to the Company. Existing and new shareholders will be deemed to have notice of and to have consented to the provisions of our bye-laws, including the corporate opportunity policy.

### ***Preference shares***

Pursuant to Bermuda law and our bye-laws, our board of directors may establish by resolution one or more series of preference shares in such number and with such designations, dividend rates, relative voting rights, conversion or exchange rights, redemption rights, liquidation rights and other relative participation, optional or other special rights, qualifications, limitations or restrictions as may be fixed by the board without any further shareholder approval. Such rights, preferences, powers and limitations could have the effect of discouraging an attempt to obtain control of the Company.

### ***Capitalization of profits and reserves***

Pursuant to our bye-laws, our board of directors may (i) capitalize any part of the amount of our share premium or other reserve accounts or any amount credited to our profit and loss account or otherwise available for distribution by applying such sum in paying up unissued shares to be allotted as fully paid bonus shares pro rata (except in connection with the conversion of shares) to the shareholders; or (ii) capitalize any sum standing to the credit of a reserve account or sums otherwise available for dividend or distribution by paying up in full, partly paid or nil paid shares of those shareholders who would have been entitled to such sums if they were distributed by way of dividend or distribution.

## Meetings of shareholders

Under Bermuda law, a company is required to convene at least one general meeting of shareholders each calendar year (the "annual general meeting"). However, the shareholders may by resolution waive this requirement, either for a specific year or period of time, or indefinitely. When the requirement has been so waived, any shareholder may, on notice to the company, terminate the waiver, in which case an annual general meeting must be called.

Bermuda law provides that a special general meeting of shareholders may be called by the board of directors of a company and must be called upon the request of shareholders holding not less than 10 % of the paid-up capital of the company carrying the right to vote at general meetings. Bermuda law also requires that shareholders be given at least five days' advance notice of a general meeting, but the accidental omission to give notice to any person does not invalidate the proceedings at a meeting. Our bye-laws provide that the chairman of the board or our board of directors may convene an annual general meeting or a special general meeting. Under our bye-laws, at least fourteen days' notice of an annual general meeting or a special general meeting must be given to each shareholder entitled to vote at such meeting. This notice requirement is subject to the ability to hold such meetings on shorter notice if such notice is agreed: (i) in the case of an annual general meeting by all of the shareholders entitled to attend and vote at such meeting; or (ii) in the case of a special general meeting by a majority in number of the shareholders entitled to attend and vote at the meeting holding not less than 95 % in nominal value of the shares entitled to vote at such meeting.

The quorum required for a general meeting of shareholders to consider any resolution or take any action, including with respect to any meeting convened to consider or adopt a resolution required for an amalgamation or merger of the Company, is one or more persons present and representing in person or by proxy common shares representing at least 15 % of the votes eligible to be cast at any such general meeting, provided that for so long as there are any Class B common shares issued and outstanding, at least one holder of Class B common shares shall be required to be present in person or by proxy to constitute a quorum.

## Certain provisions of Bermuda law

We have been designated by the Bermuda Monetary Authority as a non-resident for Bermuda exchange control purposes. This designation allows us to engage in transactions in currencies other than the Bermuda dollar, and there are no restrictions on our ability to transfer funds (other than funds denominated in Bermuda dollars) in and out of Bermuda or to pay dividends to United States residents who are holders of our common shares.

Consent under the Exchange Control Act 1972 (and its related regulations) has been received from the Bermuda Monetary Authority for the issue and transfer of our Class A common shares to and between non-residents of Bermuda for exchange control purposes provided our Class A common shares remain listed on an appointed stock exchange, which includes the New York Stock Exchange. Approvals or permissions given by the Bermuda Monetary Authority do not constitute a guarantee by the Bermuda Monetary Authority as to our performance or our creditworthiness. Accordingly, in giving such consent or permissions, the Bermuda Monetary Authority shall not be liable for the financial soundness, performance or default of our business or for the correctness of any opinions or statements expressed in this annual report. Certain issues and transfers of common shares involving persons deemed resident in Bermuda for exchange control purposes require the specific consent of the Bermuda Monetary Authority.

In accordance with Bermuda law, share certificates are only issued in the names of companies, partnerships or individuals. In the case of a shareholder acting in a special capacity (for example as a trustee), certificates may, at the request of the shareholder, record the capacity in which the shareholder is acting. Notwithstanding such recording of any special capacity, we are not bound to investigate or see to the execution of any such trust. We will take no notice of any trust applicable to any of our shares, whether or not we have been notified of such trust.

## Comparison of Bermuda Corporate Law and U.S. Corporate Law

You should be aware that the Companies Act, which applies to us, differs in certain material respects from laws generally applicable to Delaware corporations and their stockholders. In order to highlight these differences, set forth below is a summary of certain significant provisions of the Companies Act (including modifications adopted pursuant to our bye-laws) and Bermuda common law applicable to us that differ in certain respects from provisions of the General Corporation Law of the State of Delaware. Because the following statements are summaries, they do not address all aspects of Bermuda law that may be relevant to us and you or all aspects of Delaware law that may differ from Bermuda law.

### *Duties of directors*

Our bye-laws provide that our business is to be managed and conducted by our board of directors. Under Bermuda common law, members of the board of directors of a Bermuda company owe a fiduciary duty to the company to act in good faith in their dealings with or on behalf of the company and exercise their powers and fulfill the duties of their office honestly. This duty includes the following essential elements:

- a duty to act in good faith in the best interests of the company;
- a duty not to make a personal profit from opportunities that arise from the office of director;
- a duty to avoid conflicts of interest; and
- a duty to exercise powers for the purpose for which such powers were intended.

The Companies Act imposes a duty on directors and officers of a Bermuda company to act honestly and in good faith with a view to the best interests of the company, and to exercise the care, diligence and skill that a reasonably prudent person would exercise in comparable circumstances. In addition, the Companies Act imposes various duties on directors and officers of a company with respect to certain matters of management and administration of the company. Directors and officers generally owe fiduciary duties to the company, and not to the company's individual shareholders. Our shareholders may not have a direct cause of action against our directors.

Under Delaware law, the business and affairs of a corporation are managed by or under the direction of its board of directors. In exercising their powers, directors are charged with a fiduciary duty of care to protect the interests of the corporation and a fiduciary duty of loyalty to act in the best interests of its stockholders. The duty of care requires that directors act in an informed and deliberative manner and inform themselves, prior to making a business decision, of all material information reasonably available to them. The duty of care also requires that directors exercise care in overseeing and investigating the conduct of corporate employees. The duty of loyalty may be summarized as the duty to act in good faith, not out of self-interest, and in a manner that the director reasonably believes to be in the best interests of the stockholders.

Delaware law provides that a party challenging the propriety of a decision of a board of directors bears the burden of rebutting the applicability of the presumptions afforded to directors by the "business judgment rule." The business judgment rule is a presumption that in making a business decision, directors acted on an informed basis and that the action taken was in the best interests of the company and its stockholders, and accordingly, unless the presumption is rebutted, a board's decision will be upheld unless there can be no rational business purpose for the action or the action constitutes corporate waste. If the presumption is not rebutted, the business judgment rule attaches to protect the directors and their decisions, and their business judgments will not be second guessed. Where, however, the presumption is rebutted, the directors bear the burden of demonstrating the entire fairness of the relevant transaction. Notwithstanding the foregoing, Delaware courts may subject directors' conduct to enhanced scrutiny in respect of defensive actions taken in response to a threat to corporate control or the approval of a transaction resulting in a sale of control of the corporation.

### ***Interested directors***

Bermuda law and our bye-laws provide that if a director has an interest in a material transaction or proposed material transaction with us or any of our subsidiaries or has a material interest in any person that is a party to such a transaction, the director must disclose the nature of that interest at the first opportunity either at a meeting of directors or in writing to the directors. Our bye-laws provide that, after a director has made such a declaration of interest, he is allowed to be counted for purposes of determining whether a quorum is present and to vote on a transaction in which he has an interest, unless disqualified from doing so by the chairman of the relevant board meeting.

Under Delaware law, such transaction would not be voidable if (i) the material facts as to such interested director's relationship or interests are disclosed or are known to the board of directors and the board in good faith authorizes the transaction by the affirmative vote of a majority of the disinterested directors, (ii) such material facts are disclosed or are known to the stockholders entitled to vote on such transaction and the transaction is specifically approved in good faith by vote of the majority of shares entitled to vote thereon or (iii) the transaction is fair as to the company as of the time it is authorized, approved or ratified. Under Delaware law, such interested director could be held liable for a transaction in which such director derived an improper personal benefit.

### ***Voting rights and Quorum requirements***

Under Bermuda law, the voting rights of our shareholders are regulated by our bye-laws and, in certain circumstances, the Companies Act. Under our bye-laws, the quorum required for a general meeting of shareholders to consider any resolution or take any action, including with respect to any meeting convened to consider or adopt a resolution required for an amalgamation or merger of the Company, is one or more persons present and representing in person or by proxy at least 15 % of the votes eligible to be cast at any such general meeting, provided that for so long as there are any Class B common shares issued and outstanding, at least one holder of Class B common shares shall be required to be present in person or by proxy to constitute a quorum.

Any individual who is our shareholder and who is present at a meeting and entitled to vote at such meeting, may vote in person, as may any corporate shareholder that is represented by a duly authorized representative at a meeting of shareholders. Our bye-laws also permit attendance at general meetings by proxy, provided the instrument appointing the proxy is in the form specified in the bye-laws or such other form as the board may determine. Under our bye-laws, each holder of Class A common shares is entitled to one vote per Class A common share held and each holder of Class B common shares is entitled to 10 votes per Class B common share held. Under Delaware law, unless otherwise provided in a company's certificate of incorporation, each stockholder is entitled to one vote for each share of stock held by the stockholder. Delaware law provides that unless otherwise provided in a company's certificate of incorporation or by-laws, a majority of the shares entitled to vote, present in person or represented by proxy, constitutes a quorum at a meeting of stockholders. In matters other than the election of directors, with the exception of special voting requirements related to extraordinary transactions, and unless otherwise provided in a company's certificate of incorporation or by-laws, the affirmative vote of a majority of shares present in person or represented by proxy at the meeting entitled to vote is required for stockholder action, and the affirmative vote of a plurality of shares is required for the election of directors.

### ***Dividend rights***

Under Bermuda law, a company may not declare or pay dividends if there are reasonable grounds for believing that: (i) the company is, or after the payment of such dividends would be, unable to pay its liabilities as they become due, or (ii) the realizable value of its assets would thereby be less than its liabilities. Under our bye-laws, each Class A and Class B common share is entitled to dividends if, as and when dividends are declared by our board of directors on such classes, subject to any preferred dividend right of the holders of any preference shares. See "– Common Shares – Dividends" above.

Under Delaware law, subject to any restrictions contained in the company's certificate of incorporation, a company may pay dividends out of surplus or, if there is no surplus, out of net profits for the fiscal year in which the dividend is declared and for the preceding fiscal year. Delaware law also provides that dividends may not be paid out of net profits if, after the payment of the dividend, capital is less than the capital represented by the outstanding stock of all classes having a preference upon the distribution of assets.

### ***Amalgamations and mergers***

The amalgamation or merger of a Bermuda company with another company or corporation requires the amalgamation or merger agreement to be approved by the company's board of directors and by its shareholders. Our bye-laws provide that any amalgamation or merger must be approved by the affirmative vote of at least a majority of the votes cast at a general meeting of the Company.

Under Bermuda law, in the event of an amalgamation or merger of a Bermuda company with another company or corporation, a shareholder of the Bermuda company who did not vote in favor of the amalgamation or merger and is not satisfied that fair value has been offered for such shareholder's shares may, within one month of notice of the shareholders meeting, apply to the Supreme Court of Bermuda to appraise the fair value of those shares.

Under Delaware law, with certain exceptions, a merger, consolidation or sale of all or substantially all the assets of a corporation must be approved by the board of directors and a majority of the issued and outstanding shares entitled to vote thereon. Under Delaware law, a stockholder of a corporation participating in certain major corporate transactions may, under certain circumstances, be entitled to appraisal rights pursuant to which such stockholder may receive cash in the amount of the fair value of the shares held by such stockholder (as determined by a court) in lieu of the consideration such stockholder would otherwise receive in the transaction.

### ***Compulsory acquisition of shares held by minority holders***

An acquiring party is generally able to acquire compulsorily the common shares of minority holders of a Bermuda company in the following ways:

- By a procedure under the Companies Act known as a "scheme of arrangement." A scheme of arrangement could be effected by obtaining the agreement of the company and of holders of common shares, representing in the aggregate a majority in number and at least 75 % in value of the common shareholders present and voting at a court ordered meeting held to consider the scheme of arrangement. The scheme of arrangement must then be sanctioned by the Bermuda Supreme Court. If a scheme of arrangement receives all necessary agreements and sanctions, upon the filing of the court order with the Registrar of Companies in Bermuda, all holders of common shares could be compelled to sell their common shares under the terms of the scheme of arrangement.
- If the acquiring party is a company it may compulsorily acquire all the shares of the target company, by acquiring pursuant to a tender offer 90 % of the shares or class of shares not already owned by, or by a nominee for, the acquiring party (the offeror), or any of its subsidiaries. If an offeror has, within four months after the making of an offer for all the shares or class of shares not owned by, or by a nominee for, the offeror, or any of its subsidiaries, obtained the approval of the holders of 90 % or more of all the shares to which the offer relates, the offeror may, at any time within two months beginning with the date on which the approval was obtained, require by notice any nontendering shareholder to transfer its shares on the same terms as the original offer. In those circumstances, nontendering shareholders will be compelled to sell their shares unless the Supreme Court of Bermuda (on application made within a one-month period from the date of the offeror's notice of its intention to acquire such shares) orders otherwise.
- Where the acquiring party or parties hold not less than 95 % of the shares or a class of shares of the company, such holder(s) may, pursuant to a notice given to the remaining shareholders or class of shareholders, acquire the shares of such remaining shareholders or class of shareholders. When this notice is given, the acquiring party is entitled and bound to acquire the shares of the remaining shareholders on the terms set out in the notice, unless a remaining shareholder, within one month of receiving such notice, applies to the Supreme Court of Bermuda for an appraisal of the value of their shares. This provision only applies where the acquiring party offers the same terms to all holders of shares whose shares are being acquired.

Delaware law provides that a parent corporation, by resolution of its board of directors and without any stockholder vote, may merge with any subsidiary of which it owns at least 90 % of each class of its capital stock. Upon any such merger, dissenting stockholders of the subsidiary would have appraisal rights.

#### ***Shareholders' suits***

Class actions and derivative actions are generally not available to shareholders under Bermuda law. The Bermuda courts would, however, permit a shareholder to commence an action in the name of a company to remedy a wrong to the company where the act complained of is alleged to be beyond the corporate power of the company or illegal, or would result in the violation of the company's memorandum of association or bye-laws. Furthermore, consideration would be given by a Bermuda court to acts that are alleged to constitute a fraud against the minority shareholders or, for instance, where an act requires the approval of a greater percentage of the company's shareholders than that which actually approved it.

When the affairs of a company are being conducted in a manner that is oppressive or prejudicial to the interests of some part of the shareholders, one or more shareholders may apply to the Supreme Court of Bermuda, which may make such order as it sees fit, including an order regulating the conduct of the company's affairs in the future or ordering the purchase of the shares of any shareholders by other shareholders or by the company.

Subject to Section 14 of the Securities Act, which renders void any waiver of the provisions of the Securities Act, our bye-laws contain a provision by virtue of which our shareholders waive any claim or right of action that they have, both individually and on our behalf, against any director or officer in relation to any action or failure to take action by such director or officer, except in respect of any fraud or dishonesty of such director or officer. The operation of this provision as a waiver of the right to sue for violations of federal securities laws may be unenforceable in U.S. courts.

Class actions and derivative actions generally are available to shareholders under Delaware law for, among other things, breach of fiduciary duty, corporate waste and actions not taken in accordance with applicable law. In such actions, the court generally has discretion to permit the winning party to recover attorneys' fees incurred in connection with such action.

#### ***Indemnification of directors and officers***

Section 98 of the Companies Act provides generally that a Bermuda company may indemnify its directors, officers and auditors against any liability which by virtue of any rule of law would otherwise be imposed on them in respect of any negligence, default, breach of duty or breach of trust, except in cases where such liability arises from fraud or dishonesty of which such director, officer or auditor may be guilty in relation to the company. Section 98 further provides that a Bermuda company may indemnify its directors, officers and auditors against any liability incurred by them in defending any proceedings, whether civil or criminal, in which judgment is awarded in their favor or in which they are acquitted or granted relief by the Supreme Court of Bermuda pursuant to section 281 of the Companies Act.

We have adopted provisions in our bye-laws that provide that we shall indemnify our officers and directors in respect of their actions and omissions, except in respect of their fraud or dishonesty. We also have entered into directors' service agreements with our directors, pursuant to which we have agreed to indemnify them against any liability brought against them by reason of their service as directors, except in cases where such liability arises from fraud, dishonesty, bad faith, gross negligence, willful default or willful misfeasance. Subject to Section 14 of the Securities Act, which renders void any waiver of the provisions of the Securities Act, our bye-laws provide that our shareholders waive all claims or rights of action that they might have, individually or in right of the company, against any of our directors or officers for any act or failure to act in the performance of such director's or officer's duties, except in respect of any fraud or dishonesty of such director or officer. Section 98A of the Companies Act permits us to purchase and maintain insurance for the benefit of any officer or director in respect of any loss or liability attaching to him in respect of any negligence, default, breach of duty or breach of trust, whether or not we may otherwise indemnify such officer or director. We have purchased and maintain a directors' and officers' liability policy for such a purpose.

Under Delaware law, a corporation may indemnify a director or officer of the corporation against expenses (including attorneys' fees), judgments, fines and amounts paid in settlement actually and reasonably incurred in defense of an action, suit or proceeding by reason of such position if (i) such director or officer acted in good faith and in a manner he reasonably believed to be in or not opposed to the best interests of the corporation and (ii) with respect to any criminal action or proceeding, such director or officer had no reasonable cause to believe his conduct was unlawful.

#### ***Access to books and records and dissemination of information***

Members of the general public have a right to inspect the public documents of a company available at the office of the Registrar of Companies in Bermuda. These documents include the company's memorandum of association, including its objects and powers, and certain alterations to the memorandum of association. The shareholders have the additional right to inspect the bye-laws of the company, minutes of general meetings and the company's audited financial statements, which must be presented to the annual general meeting. The register of members of a company is also open to inspection by shareholders and by members of the general public without charge. The register of members is required to be open for inspection for not less than two hours in any business day (subject to the ability of a company to close the register of members for not more than thirty days in a year). A company is required to maintain its share register in Bermuda but may, subject to the provisions of the Companies Act, establish a branch register outside of Bermuda. A company is required to keep at its registered office a register of directors and officers that is open for inspection for not less than two hours in any business day by members of the public without charge. A company is also required to file with the Registrar of Companies in Bermuda a list of its directors to be maintained on a register, which register will be available for public inspection subject to such conditions as the Registrar may impose and on payment of such fee as may be prescribed. Bermuda law does not, however, provide a general right for shareholders to inspect or obtain copies of any other corporate records.

Delaware law permits any stockholder to inspect or obtain copies of a corporation's stockholder list and its other books and records for any purpose reasonably related to such person's interest as a stockholder.

#### ***Shareholder proposals***

Under Bermuda law, shareholders may, as set forth below and at their own expense (unless the company otherwise resolves), require the company to: (i) give notice to all shareholders entitled to receive notice of the annual general meeting of any resolution that the shareholders may properly move at the next annual general meeting; and/ or (ii) circulate to all shareholders entitled to receive notice of any general meeting a statement (of not more than one thousand words) in respect of any matter referred to in the proposed resolution or any business to be conducted at such general meeting. The number of shareholders necessary for such a requisition is either: (i) any number of shareholders representing not less than 10 % of the total voting rights of all shareholders entitled to vote at the meeting to which the requisition relates; or (ii) not less than 100 shareholders.

Delaware law provides that stockholders have the right to put any proposal before the annual meeting of stockholders, provided it complies with the notice provisions in the governing documents. A special meeting may be called by the board of directors or any other person authorized to do so in the governing documents, but stockholders may be precluded from calling special meetings.

#### ***Calling of special shareholders' meetings***

Under our bye-laws, a special general meeting may be called by the chairman of the board or by a majority of our board of directors. Bermuda law also provides that a special general meeting must be called upon the request of shareholders holding not less than 10 % of the paid-up capital of the company carrying the right to vote at general meetings.

Delaware law permits the board of directors or any person who is authorized under a corporation's certificate of incorporation or bye-laws to call a special meeting of stockholders.

### ***Amendment of memorandum of association and bye-laws***

Under our bye-laws, the memorandum of association may be amended by a resolution passed at a general meeting of the Company. Our bye-laws provide that no bye-law shall be rescinded, altered or amended, and no new bye-law shall be made, unless it shall have been approved by a resolution of our board of directors and by a resolution of our shareholders at a general meeting of the Company.

Under Bermuda law, the holders of an aggregate of not less than 20 % in par value of a company's issued share capital or any class thereof have the right to apply to the Supreme Court of Bermuda for an annulment of any amendment of the memorandum of association adopted by shareholders at any general meeting, other than an amendment that alters or reduces a company's share capital as provided in the Companies Act. Where such an application is made, the amendment becomes effective only to the extent that it is confirmed by the Bermuda court. An application for an annulment of an amendment of the memorandum of association must be made within 21 days after the date on which the resolution altering the company's memorandum of association is passed and may be made on behalf of persons entitled to make the application by one or more of their number as such holders may appoint in writing for such purpose. No application may be made by the shareholders voting in favor of the amendment.

Under Delaware law, amendment of the certificate of incorporation, which is the equivalent of a memorandum of association, of a company must be made by a resolution of the board of directors setting forth the amendment, declaring its advisability, and either calling a special meeting of the stockholders entitled to vote or directing that the proposed amendment be considered at the next annual meeting of the stockholders. Delaware law requires that, unless a different percentage is provided for in the certificate of incorporation, a majority of the voting power of the corporation is required to approve the amendment of the certificate of incorporation at the stockholders meeting. If the amendment would alter the number of authorized shares or par value or otherwise adversely affect the rights or preference of any class of a company's stock, the holders of the issued and outstanding shares of such affected class, regardless of whether such holders are entitled to vote by the certificate of incorporation, are entitled to vote as a class upon the proposed amendment. However, the number of authorized shares of any class may be increased or decreased, to the extent not falling below the number of shares then issued and outstanding, by the affirmative vote of the holders of a majority of the stock entitled to vote, if so provided in the company's certificate of incorporation that was authorized by the affirmative vote of the holders of a majority of such class or classes of stock.

Under Delaware law, unless the certificate of incorporation or by-laws provide for a different vote, holders of a majority of the voting power of a corporation and, if so provided in the certificate of incorporation, the directors of the corporation have the power to adopt, amend and repeal the by-laws of a corporation. Those by-laws dealing with the election of directors, classes of directors and the term of office of directors may only be rescinded, altered or amended upon approval by a resolution of the directors and by a resolution of shareholders carrying not less than a majority of all shares entitled to vote on the resolution.

### **C. Material contracts**

See "Item 5. Operating and Financial Review and Prospects – B. Liquidity and capital resources – Indebtedness" and "Item 7. Major Shareholders and Related Party Transactions – B. Related party transactions – Other agreements with Dufry."

### **D. Exchange controls**

Consent under the Exchange Control Act 1972 (and its related regulations) has been received from the Bermuda Monetary Authority for the issue and transfer of our Class A common shares to and between non-residents of Bermuda for exchange control purposes provided our Class A common shares remain listed on an appointed stock exchange, which includes the New York Stock Exchange. In granting such consent the Bermuda Monetary Authority accepts no responsibility for our financial soundness or the correctness of any of the statements made or opinions expressed in this annual report.



## **E. Taxation**

### **U.K. Tax considerations**

The following is a general summary of material U.K. tax considerations relating to the ownership and disposal of Class A common shares. The comments set out below are based on current U.K. tax law as applied in England and Wales, and our understanding of HM Revenue & Customs ("HMRC") practice (which may not be binding on HMRC) as at the date of this summary, both of which are subject to change, possibly with retrospective effect. They are intended as a general guide and apply to you only if you are a "U.S. Holder" (as defined in the section entitled "Material U.S. federal income tax considerations"). This summary only applies to you if you are not resident in the U.K. for U.K. tax purposes and do not hold Class A common shares for the purposes of a trade, profession, or vocation that you carry on in the U.K. through a branch, agency, or permanent establishment in the U.K. and if you hold Class A common shares as an investment for U.K. tax purposes and are not subject to special rules.

This summary does not address all possible tax consequences relating to an investment in Class A common shares. In particular it does not cover the U.K. inheritance tax consequences of holding Class A common shares. This summary is for general information only and is not intended to be, nor should it be considered to be, legal or tax advice to any particular investor. Holders of Class A common shares are strongly urged to consult their tax advisers in connection with the U.K. tax consequences of their investment in Class A common shares.

### ***U.K. tax residence***

We intend to continue to centrally manage and control our affairs from the U.K., such that we are resident for tax purposes solely in the U.K.

### ***U.K. taxation of dividends***

We will not be required to withhold amounts on account of U.K. tax at source when paying a dividend in respect of Class A common shares.

U.S. Holders who hold their Class A common shares as an investment and not in connection with any trade carried on by them should not be subject to U.K. tax in respect of any dividends.

### ***U.K. taxation of capital gains***

An individual holder who is a U.S. Holder should not be liable to U.K. capital gains tax on capital gains realized on the disposal of his or her Class A common shares unless such holder carries on a trade, profession or vocation in the U.K. through a branch or agency in the U.K. to which the Class A common shares are attributable and subject to the below exception.

An individual holder of Class A common shares who is temporarily non-resident for U.K. tax purposes will, in certain circumstances, become liable to U.K. tax on capital gains in respect of gains realized while he or she was not resident in the U.K.

A corporate holder of Class A common shares that is a U.S. Holder should not be liable for U.K. corporation tax on chargeable gains realized on the disposal of Class A common shares unless it carries on a trade in the U.K. through a permanent establishment to which the Class A common shares are attributable.

### ***Stamp duty and stamp duty reserve tax***

No stamp duty reserve tax should be payable on any agreement to transfer Class A common shares, provided that Class A common shares are not registered in a register kept on our behalf in the U.K. and that Class A common shares are not paired with shares issued by a U.K. incorporated company. It is not intended that such a register will be kept in the U.K. or that Class A common shares will be paired with shares issued by a U.K. incorporated company.

No stamp duty should be payable on a transfer of Class A common shares by electronic book-entry through the facilities of DTC without an instrument of transfer. No stamp duty should be payable on a transfer of Class A common shares by way of an instrument of transfer provided that (i) any instrument of transfer is not executed in the U.K. and (ii) such instrument of transfer does not relate to any property situated, or any matter or thing done or to be done, in the U.K.

#### **Material U.S. federal income tax considerations**

The following is a description of the material U.S. federal income tax consequences to the U.S. Holders, as defined below, of owning and disposing our common shares. It does not describe all tax considerations that may be relevant to a particular person's decision to acquire common shares.

This discussion applies only to a U.S. Holder that holds common shares as capital assets for U.S. federal income tax purposes. In addition, it does not describe all of the U.S. federal income tax consequences that may be relevant in light of the U.S. Holder's particular circumstances, including alternative minimum tax consequences, the potential application of the provisions of the Code known as the Medicare contribution tax and tax consequences applicable to U.S. Holders subject to special rules, such as:

- certain financial institutions;
- dealers or traders in securities who use a mark-to-market method of tax accounting;
- persons holding common shares as part of a hedging transaction, straddle, wash sale, conversion transaction or other integrated transaction or persons entering into a constructive sale with respect to the common shares;
- persons whose functional currency for U.S. federal income tax purposes is not the U.S. dollar;
- entities classified as partnerships for U.S. federal income tax purposes;
- tax-exempt entities, including an "individual retirement account" or "Roth IRA";
- persons that own or are deemed to own ten percent or more of our shares, by vote or value; or
- persons holding common shares in connection with a trade or business conducted outside of the United States.

If an entity that is classified as a partnership for U.S. federal income tax purposes holds common shares, the U.S. federal income tax treatment of a partner will generally depend on the status of the partner and the activities of the partnership. Partnerships holding common shares and partners in such partnerships should consult their tax advisers as to the particular U.S. federal income tax consequences of owning and disposing of the common shares.

This discussion is based on the Code, administrative pronouncements, judicial decisions, final, temporary and proposed Treasury regulations, and the income tax treaty between the U.K. and the United States (the "Treaty") all as of the date hereof, any of which is subject to change or differing interpretations, possibly with retroactive effect.

- A "U.S. Holder" is a holder who, for U.S. federal income tax purposes, is a beneficial owner of common shares, who is eligible for the benefits of the Treaty and who is:
  - an individual that is a citizen or resident of the United States;
  - a corporation, or other entity taxable as a corporation, created or organized in or under the laws of the United States, any state therein or the District of Columbia; or
  - an estate or trust the income of which is subject to U.S. federal income taxation regardless of its source.

U.S. Holders should consult their tax advisers concerning the U.S. federal, state, local and non-U.S. tax consequences of owning and disposing of common shares in their particular circumstances.

This discussion assumes that we are not, and will not become, a passive foreign investment company (a "PFIC"), as described below.

#### ***Taxation of distributions***

Distributions paid on common shares, other than certain pro rata distributions of common shares, will generally be treated as dividends to the extent paid out of our current or accumulated earnings and profits (as determined under U.S. federal income tax principles). Because we do not maintain calculations of our earnings and profits under U.S. federal income tax principles, we expect that distributions generally will be reported to U.S. Holders as dividends. For so long as our common shares are listed on the NYSE or we are eligible for benefits under the Treaty, dividends paid to certain non-corporate U.S. Holders will be eligible for taxation as "qualified dividend income" and therefore, subject to applicable limitations, will be taxable at rates not in excess of the long-term capital gain rate applicable to such U.S. Holder. U.S. Holders should consult their tax advisers regarding the availability of the reduced tax rate on dividends in their particular circumstances. The amount of a dividend will include any amounts withheld by us in respect of U.K. income taxes. The amount of the dividend will be treated as foreign-source dividend income to U.S. Holders and will not be eligible for the dividends-received deduction generally available to U.S. corporations under the Code. Dividends will be included in a U.S. Holder's income on the date of the U.S. Holder's receipt of the dividend. The amount of any dividend income paid in euros will be the U.S. dollar amount calculated by reference to the exchange rate in effect on the date of actual or constructive receipt, regardless of whether the payment is in fact converted into U.S. dollars at that time. If the dividend is converted into U.S. dollars on the date of receipt, a U.S. Holder should not be required to recognize foreign currency gain or loss in respect of the dividend income. A U.S. Holder may have foreign currency gain or loss if the dividend is converted into U.S. dollars after the date of receipt.

Subject to applicable limitations, some of which vary depending upon the U.S. Holder's particular circumstances, U.K. income taxes withheld from dividends on common shares at a rate not exceeding the rate provided by the Treaty will be creditable against the U.S. Holder's U.S. federal income tax liability. The rules governing foreign tax credits are complex and U.S. Holders should consult their tax advisers regarding the creditability of foreign taxes in their particular circumstances. In lieu of claiming a foreign tax credit, U.S. Holders may, at their election, deduct foreign taxes, including any U.K. income tax, in computing their taxable income, subject to generally applicable limitations under U.S. law. An election to deduct foreign taxes instead of claiming foreign tax credits applies to all foreign taxes paid or accrued in the taxable year.

#### ***Sale or other disposition of common shares***

For U.S. federal income tax purposes, gain or loss realized on the sale or other disposition of common shares will be capital gain or loss, and will be long-term capital gain or loss if the U.S. Holder held the common shares for more than one year. The amount of the gain or loss will equal the difference between the U.S. Holder's tax basis in the common shares disposed of and the amount realized on the disposition, in each case as determined in U.S. dollars. This gain or loss will generally be U.S.-source gain or loss for foreign tax credit purposes. The deductibility of capital losses is subject to various limitations.

#### ***Passive foreign investment company rules***

Under the Code, we will be a PFIC for any taxable year in which, after the application of certain "look through" rules with respect to subsidiaries, either (i) 75 % or more of our gross income consists of "passive income," or (ii) 50 % or more of the average quarterly value of our assets consist of assets that produce, or are held for the production of, "passive income."

Based on our current operations, income, assets and certain estimates and projections, including as to the relative values of our assets, we believe that we were not a PFIC for U.S. federal income tax purposes for our taxable year ending December 31, 2018 and do not expect to become a PFIC in the foreseeable future. If we were a PFIC for any year during which a U.S. Holder holds common shares, we generally would continue to be treated as a PFIC with respect to that U.S. Holder for all succeeding years during which the U.S. Holder holds common shares, even if we ceased to meet the threshold requirements for PFIC status.

If we were a PFIC for any taxable year during which a U.S. Holder held common shares (assuming such U.S. Holder has not made a timely election described below), gain recognized by a U.S. Holder on a sale or other disposition (including certain pledges) of the common shares would be allocated ratably over the U.S. Holder's holding period for the common shares. The amounts allocated to the taxable year of the sale or other disposition and to any year before we became a PFIC would be taxed as ordinary income. The amount allocated to each other taxable year would be subject to tax at the highest rate in effect for individuals or corporations, as appropriate, for that taxable year, and an interest charge would be imposed on the tax on such amount. Further, to the extent that any distribution received by a U.S. Holder on its common shares exceeds 125 % of the average of the annual distributions on the common shares received during the preceding three years or the U.S. Holder's holding period, whichever is shorter, that distribution would be subject to taxation in the same manner as gain, described immediately above. If we were a PFIC, certain elections may be available that would result in alternative tax consequences (such as mark-to-market treatment) of owning and disposing the common shares. U.S. Holders should consult their tax advisers to determine whether any of these elections would be available and, if so, what the consequences of the alternative treatments would be in their particular circumstances.

In addition, if we were a PFIC or, with respect to particular U.S. Holder, were treated as a PFIC for the taxable year in which we paid a dividend or for the prior taxable year, the preferential dividend rates discussed above with respect to dividends paid to certain non-corporate U.S. Holders would not apply.

If a U.S. Holder owns common shares during any year in which we are a PFIC, the holder generally must file annual reports containing such information as the U.S. Treasury may require on IRS Form 8621 (or any successor form) with respect to us, generally with the holder's federal income tax return for that year.

U.S. Holders should consult their tax advisers concerning our potential PFIC status and the potential application of the PFIC rules.

***Information reporting and backup withholding***

Payments of dividends and sales proceeds that are made within the United States or through certain U.S.-related financial intermediaries generally are subject to information reporting, and may be subject to backup withholding, unless (i) the U.S. Holder is a corporation or other exempt recipient or (ii) in the case of backup withholding, the U.S. Holder provides a correct taxpayer identification number and certifies that it is not subject to backup withholding.

The amount of any backup withholding from a payment to a U.S. Holder will be allowed as a credit against the holder's U.S. federal income tax liability and may entitle it to a refund, provided that the required information is timely furnished to the IRS.

***Information with respect to foreign financial assets***

Certain U.S. Holders who are individuals (and, under proposed regulations, certain entities) may be required to report information on their U.S. federal income tax returns relating to an interest in our common shares, subject to certain exceptions (including an exception for common shares held in accounts maintained by certain U.S. financial institutions). U.S. Holders should consult their tax advisers regarding the effect, if any, of this legislation on their ownership and disposition of the common shares.

***Bermudian tax considerations***

We are incorporated under the laws of Bermuda. At the present time, there is no Bermuda income or profits tax, withholding tax, capital gains tax, capital transfer tax, estate duty or inheritance tax payable by us or by our shareholders in respect of our shares. We have obtained an assurance from the Minister of Finance of Bermuda under the Exempted Undertakings Tax Protection Act 1966 that, in the event that any legislation is enacted in Bermuda imposing any tax computed on profits or income, or computed on any capital asset, gain or appreciation or any tax in the nature of estate duty or inheritance tax, such tax shall not, until March 31, 2035, be applicable to us or to any of our operations or to our shares, debentures or other obligations except insofar as such tax applies to persons ordinarily resident in Bermuda or is payable by us in respect of real property owned or leased by us in Bermuda.

**F. Dividends and paying agents**

Not applicable.

**G. Statement by experts**

Not applicable.

**H. Documents on display**

We are subject to the informational requirements of the Exchange Act. Accordingly, we are required to file reports and other information with the SEC, including annual reports on Form 20-F and reports on Form 6-K. The SEC maintains an Internet website that contains reports and other information about issuers, like us, that file electronically with the SEC. The address of that website is [www.sec.gov](http://www.sec.gov).

**I. Subsidiary information**

Not applicable.

**ITEM 11. QUANTITATIVE AND QUALITATIVE DISCLOSURES ABOUT MARKET RISK**

We are exposed to market risks associated with foreign exchange rates, interest rates, commodity prices and inflation. In accordance with our policies, we seek to manage our exposure to these various market-based risks.

For further information on our market risks, please see Note 33 to our Consolidated Financial Statements.

**ITEM 12. DESCRIPTION OF SECURITIES OTHER THAN EQUITY SECURITIES****A. Debt securities**

Not applicable.

**B. Warrants and rights**

Not applicable.

**C. Other securities**

Not applicable.

**D. American depositary shares**

Not applicable.

## **PART II**

### **ITEM 13. DEFAULTS, DIVIDEND ARREARAGES AND DELINQUENCIES**

#### **A. Defaults**

No matters to report.

#### **B. Arrears and delinquencies**

No matters to report.

### **ITEM 14. MATERIAL MODIFICATIONS TO THE RIGHTS OF SECURITY HOLDERS AND USE OF PROCEEDS**

#### **A. Material modifications to instruments**

Not applicable.

#### **B. Material modifications to rights**

Not applicable.

#### **C. Withdrawal or substitution of assets**

Not applicable.

#### **D. Change in trustees or paying agents**

Not applicable.

#### **E. Use of proceeds**

Not applicable.

### **ITEM 15. CONTROLS AND PROCEDURES**

#### **A. Disclosure controls and procedures**

As of December 31, 2018, under the supervision and with the participation of our management, including our Chief Executive Officer and Chief Financial Officer, we performed an evaluation of the effectiveness of our disclosure controls and procedures (as defined in Rule 13a-15(e) under the Exchange Act). There are inherent limitations to the effectiveness of any disclosure controls and procedures system, including the possibility of human error and circumventing or overriding them. Even if effective, disclosure controls and procedures can provide only reasonable assurance of achieving their control objectives.

Based on such evaluation, our Chief Executive Officer and Chief Financial Officer concluded that, as of December 31, 2018, our disclosure controls and procedures were not effective due to the material weakness in our internal control over financial reporting identified in the procure to pay process as described below and in "Item 5. Operating and Financial Review and Prospects – B. Liquidity and capital resources – Internal control over financial reporting."

#### **B. Management's annual report on internal control over financial reporting**

Our management is responsible for establishing and maintaining adequate internal control over financial reporting, as such term is defined in Rules 13a-15(f) and 15d-15(f) under the Securities Exchange Act of 1934 to provide reasonable assurance regarding the reliability of financial reporting and the preparation of consolidated financial statements in accordance with international financial reporting standards ("IFRS"). Such internal control over financial reporting includes those policies and procedures that (i) pertain to the maintenance of records that in reasonable detail accurately and fairly reflect the transactions and dispositions of the assets; (ii) provide reasonable assurance (A) that transactions are recorded as necessary to permit preparation of financial statements in accordance with IFRS and that receipts and expenditures of the Company are being made only in accordance with authorizations of management and directors; and (B) regarding prevention or timely detection of unauthorized acquisition, use or disposition of our assets that could have a material effect on the financial statements. Because of its inherent limitations, internal control over financial reporting may not prevent or detect misstatements.

Our management assessed the effectiveness of our internal control over financial reporting as of December 31, 2018. In making this assessment, it used the criteria set forth in Internal Control—Integrated Framework issued by the Committee of Sponsoring Organizations of the Treadway Commission (COSO), the 2013 Framework.

Based on this evaluation, our management concluded that, as of December 31, 2018, our internal control over financial reporting was not effective due to the identified material weakness, as described below and in "Item 5. Operating and Financial Review and Prospects – B. Liquidity and capital resources – Internal control over financial reporting." A material weakness is a deficiency, or a combination of deficiencies, in internal control over financial reporting, such that there is a reasonable possibility that a material misstatement of the company's annual or interim financial statements will not be prevented or detected on a timely basis.

Management identified a material weakness in internal control over financial reporting as of December 31, 2018 over the procure to pay process and the related internal controls supporting this area. The material weakness related to issues around: (1) a lack of appropriate controls over the design and operating effectiveness of the purchasing process, including lack of proper segregation of duties; (2) a lack of formal policies and procedures related to invoice payment authorization; (3) and a lack of adequate review over certain accounts payable functions, including vendor setup and maintenance, and review and approval of invoices for payment. The material weakness did not result in a restatement of our prior year financial statements.

#### **C. Remediation Efforts to Address Material Weakness**

To remediate the material weakness in our internal controls over financial reporting described above, we have initiated remedial measures and are taking additional measures to remediate this material weakness. First, we are continuing to roll out an enhanced purchase order process to additional key locations for merchandise purchases which are designed to ensure that (i) appropriate levels of management approve each purchase order with tiered thresholds, and (ii) duties related to the approval of purchase orders, receipt of goods, and invoices are appropriately segregated. Second, we are implementing accounts payable software designed to automate and streamline the invoice processing, review and approval workflows for merchandising and non-merchandising invoices. Third, we implemented a new invoice payment approval matrix that became operational at the end of Q4 2018, which is also integrated in the accounts payable automation software described above. Fourth, we also intend to strengthen our controls over the vendor set up and maintenance process by implementing additional controls relating to the appropriate segregation of duties between vendor set-up and invoice processing, and by requiring independent review of information entered into the accounts payable system.

#### **D. Attestation report of the registered public accounting firm**

Not required because the Company is not an "accelerated filer" or a "large accelerated filer" as defined in 17 CFR §240.12b-2.

#### **E. Changes in internal control over financial reporting**

We have taken various measures to remediate the previously identified material weakness reported on our Form 20-F for the period ending December 31, 2017, related to the presentation of a business combination transaction in the December 31, 2014 statement of cash flows. Such measures taken include, (1) hiring personnel with technical accounting and reporting expertise;(2) designing additional controls around identification, documentation and application of technical accounting guidance, including, additional management review controls over business combinations accounting and presentation;(3) continuing to educate review control owners regarding review procedures performed over estimates and assumptions;(4) implementation of additional supervision and review activities by qualified personnel over preparation and approval of financial statements and disclosures including the statement of cash flows;(5) and the development and use of checklists and research tools to assist in compliance with IFRS and SEC regulations.

The Company did not have specific transactions that qualified for business combination accounting during the fiscal year 2018. The remediation efforts were primarily focused on the overall strengthening of the technical accounting capabilities to facilitate the application of appropriate accounting guidance over complex accounting issues including potential business combinations. We completed the implementation of our remediation plan during the fiscal year 2018. The newly implemented controls have been operating for a sufficient period of time and were determined to be operating effectively.

As a result of the remediation activities and controls in place as of December 31, 2018 described above, we have remediated the material weakness that was disclosed in our Form 20-F for the period ending December 31, 2017.

Except as disclosed above, and, in the remediation efforts to address the material weakness over the procure to pay process, there have been no changes in internal control over financial reporting during the year ended December 31, 2018 that have materially affected, or reasonably likely to materially affect, our internal control over financial reporting.

## **ITEM 16. RESERVED**

### **ITEM 16A. AUDIT COMMITTEE FINANCIAL EXPERT**

The audit committee is chaired by Ms. Guilfoile and includes Mr. Skinner and Ms. Ulasewicz. The Audit committee assists the board in overseeing our accounting and financial reporting processes and the audits of our financial statements. In addition, the audit committee is directly responsible for the appointment, compensation, retention and oversight of the work of our independent registered public accounting firm. The audit committee is also responsible for reviewing and determining whether to approve certain transactions with related parties. See "Item 7. Major Shareholders and Related Party Transactions – B. Related party transactions – Related person transaction policy." Our board has determined that each of Ms. Guilfoile, Mr. Skinner and Ms. Ulasewicz is independent within the meaning of the independence requirements contemplated by Rule 10A-3 under the Exchange Act and NYSE and SEC rules applicable to foreign private issuers. Our board of directors has further determined that each of Ms. Guilfoile, Mr. Skinner and Ms. Ulasewicz has the professional experience and knowledge to qualify as "audit committee financial experts" as defined by SEC rules.

### **ITEM 16B. CODE OF ETHICS**

We adopted a code of business conduct and ethics applicable to the board of directors and all employees. Since its effective date on September 28, 2017, we have not waived compliance with or amended the code of conduct.

### **ITEM 16C. PRINCIPAL ACCOUNTANT FEES AND SERVICES**

The following table describes the amounts we incurred from Ernst & Young AG, an independent registered public accounting firm, for audit and other services performed in fiscal years 2018 and 2017.

<b>IN MILLIONS OF USD</b>	<b>2018</b>	<b>2017</b>
Audit fees	1.9	1.8
Audit-related fees	0.9	3.1
Tax fees	N/A	N/A
All other fees	N/A	N/A

#### ***Audit fees***

Audit fees are fees billed for professional services rendered by the principal accountant for the audit of the registrant's annual consolidated financial statements or services that are normally provided by the accountant in connection with statutory and regulatory filings or engagements for those fiscal years. It includes the audit of our Consolidated Financial Statements other services that generally only the independent accountant reasonably can provide, such as comfort letters, statutory audits, consents and assistance with and review of documents filed with the SEC.



**Audit-related fees**

Audit-related fees are fees billed for assurance and related services that are reasonably related to the performance of the audit or review of our Consolidated Financial Statements and not reported under the previous category. These services would include, among others: interim reviews, accounting consultations and audits in connection with acquisitions, internal control reviews, attest services that are not required by statute or regulation and consultation concerning financial accounting and reporting standards.

**Tax fees**

Tax fees are fees billed for professional services for tax compliance, tax advice and tax planning. There were no tax fees in 2018 or 2017.

**All other fees**

There were no other fees in 2018 or 2017.

**Pre-approval policies and procedures**

The Audit Committee is responsible for the appointment, replacement, compensation, evaluation and oversight of the work of the independent auditors. As part of this responsibility, the Audit Committee pre-approves all audit and non-audit services performed by the independent auditors in order to assure that they do not impair the auditor's independence from the Company.

**ITEM 16D. EXEMPTIONS FROM THE LISTING STANDARDS FOR AUDIT COMMITTEES**

Not applicable.

**ITEM 16E. PURCHASES OF EQUITY SECURITIES BY THE ISSUER AND AFFILIATED PURCHASERS**

None.

**ITEM 16F. CHANGE IN REGISTRANT'S CERTIFYING ACCOUNTANT**

Not applicable.

**ITEM 16G. CORPORATE GOVERNANCE**

In general, under the NYSE corporate governance standards, foreign private issuers, as defined under the Exchange Act, are permitted to follow home country corporate governance practices instead of the corporate governance practices of the New York Stock Exchange. Accordingly, we follow certain corporate governance practices of our home country, Bermuda, in lieu of certain of the corporate governance requirements of the New York Stock Exchange. Specifically, we do not have a board of directors composed of a majority of independent directors or a nomination and remuneration committee composed entirely of independent directors.

In the event we no longer qualify as a foreign private issuer, we intend to rely on the "controlled company" exemption under the New York Stock Exchange corporate governance rules. A "controlled company" under the New York Stock Exchange corporate governance rules is a company of which more than 50 % of the voting power is held by an individual, group or another company. Our controlling shareholder controls a majority of the combined voting power of our outstanding common shares, and our controlling shareholder is able to nominate a majority of directors for election to our board of directors. Accordingly, we would be eligible to, and, in the event we no longer qualify as a foreign private issuer, we intend to, take advantage of certain exemptions under the NYSE corporate governance rules, including exemptions from the requirement that a majority of the directors on our board of directors be independent and the requirement that our nomination and remuneration committee consist entirely of independent directors.

The foreign private issuer exemption and the “controlled company” exemption do not modify the independence requirements for the audit committee, and we intend to comply with the requirements of the Sarbanes-Oxley Act and the New York Stock Exchange rules, which require that our audit committee be composed of at least three directors, all of whom are independent.

If at any time we cease to be a “controlled company” or a “foreign private issuer” under the rules of the New York Stock Exchange and the Exchange Act, as applicable, our board of directors will take all action necessary to comply with the New York Stock Exchange corporate governance rules.

Due to our status as a foreign private issuer and our intent to follow certain home country corporate governance practices, our shareholders will not have the same protections afforded to shareholders of companies that are subject to all the New York Stock Exchange corporate governance standards. See “Item 10. Additional Information – B. Memorandum of association and bye-laws.”

**ITEM 16H. MINE SAFETY DISCLOSURE**

Not applicable.

### PART III

#### ITEM 17. FINANCIAL STATEMENTS

We have responded to Item 18 in lieu of this item.

#### ITEM 18. FINANCIAL STATEMENTS

Financial Statements are filed as part of this annual report, see pages F-1 to F-65 to this annual report.

#### ITEM 19. EXHIBITS

The following documents are filed as part of this annual report:

<a href="#">1.1</a>	Amended and Restated Bye-laws, dated August 2, 2018 (incorporated herein by reference to Exhibit 99.2 to the Company's Report on Form 6-K (File No. 001-38378) filed with the SEC on August 6, 2018).
<a href="#">1.2</a>	Memorandum of Association (incorporated herein by reference to Exhibit 3.2 to the Company's Registration Statement on Form F-1 (File No. 333-221547) filed with the SEC on November 14, 2017).
<a href="#">2.1</a>	Registration Rights Agreement between Hudson Ltd. and Dufry International AG, dated February 1, 2018 (incorporated herein by reference to Exhibit 2.1 to the Company's Annual Report on Form 20-F filed with the SEC on March 15, 2018).
<a href="#">4.1</a>	Master Relationship Agreement between Dufry International AG and Hudson Ltd, dated February 1, 2018 (incorporated herein by reference to Exhibit 4.1 to the Company's Annual Report on Form 20-F filed with the SEC on March 15, 2018).
<a href="#">4.2</a>	Loan Agreement between Dufry Finances SNC and Hudson Group Inc., effective October 30, 2012 for \$123,204,207.74 (incorporated herein by reference to Exhibit 10.3 to the Company's Registration Statement on Form F-1 (File No. 333-221547) filed with the SEC on November 14, 2017).
<a href="#">4.3</a>	Loan Agreement between Dufry Financial Services B. V. and the Nuance Group (Canada) Inc., effective August 1, 2017 for CAD\$195,030,000 (incorporated herein by reference to Exhibit 10.4 to the Company's Registration Statement on Form F-1 (File No. 333-221547) filed with the SEC on November 14, 2017).
<a href="#">4.4</a>	Hudson Trademark License Agreement between Dufry International AG and Hudson Group (HG), Inc., dated February 1, 2018 (incorporated herein by reference to Exhibit 4.4 to the Company's Annual Report on Form 20-F filed with the SEC on March 15, 2018).
<a href="#">4.5</a>	Franchising Agreement between Dufry International AG and Hudson Group (HG), Inc., dated February 1, 2018 (incorporated herein by reference to Exhibit 4.5 to the Company's Annual Report on Form 20-F filed with the SEC on March 15, 2018).
<a href="#">8.1</a>	List of subsidiaries.
<a href="#">11.1</a>	Code of business conduct and ethics (incorporated herein by reference to Exhibit 11.1 to the Company's Annual Report on Form 20-F filed with the SEC on March 15, 2018).
<a href="#">12.1</a>	Certification pursuant to section 302 of the Sarbanes-Oxley Act of 2002.
<a href="#">12.2</a>	Certification pursuant to section 302 of the Sarbanes-Oxley Act of 2002.
<a href="#">13.1</a>	Certification pursuant to 18 U.S.C. section 1350, as adopted pursuant to section 906 of the Sarbanes-Oxley Act of 2002.
<a href="#">13.2</a>	Certification pursuant to 18 U.S.C. section 1350, as adopted pursuant to section 906 of the Sarbanes-Oxley Act of 2002.
<a href="#">14.1</a>	Consent of Ernst & Young AG.
101.INS*	XBRL Instance Document
101.SCH*	XBRL Taxonomy Extension Schema Document
101.CAL*	XBRL Taxonomy Extension Calculation Linkbase Document
101.DEF*	XBRL Taxonomy Extension Definition Linkbase Document
101.LAB*	XBRL Taxonomy Extension Label Linkbase Document
101.PRE*	XBRL Taxonomy Extension Presentation Linkbase Document

**SIGNATURES**

The registrant hereby certifies that it meets all of the requirements for filing on Form 20-F and that it has duly caused and authorized the undersigned to sign this annual report on its behalf.

**HUDSON LTD.**

By: /s/ Roger Fordyce

Name: Roger Fordyce

Title: Chief Executive Officer

By: /s/ Adrian Bartella

Name: Adrian Bartella

Title: Chief Financial Officer

Date: March 14, 2019

**Consolidated Financial Statements of Hudson Group**

Report of Independent Registered Public Accounting Firm	F-2
Consolidated Statements of Comprehensive Income for the years ended December 31, 2018, 2017 and 2016	F-3
Consolidated Statements of Financial Position at December 31, 2018 and 2017	F-4
Consolidated Statements of Changes in Equity for the years ended December 31, 2018, 2017 and 2016	F-5
Consolidated Statements of Cash Flows for the years ended December 31, 2018, 2017 and 2016	F-7
Notes to the Consolidated Financial Statements	F-8
List of subsidiaries	F-64

---

## Report of Independent Registered Public Accounting Firm

To the Shareholders and Board of Directors of Hudson Ltd.

### Opinion on the Financial Statements

We have audited the accompanying consolidated statements of financial position of Hudson Ltd. (the Company) as of December 31, 2018 and 2017, and the related consolidated statements of comprehensive income, changes in equity and cash flows for each of the three years in the period ended December 31, 2018, and the related notes (collectively referred to as the "consolidated financial statements"). In our opinion, the consolidated financial statements present fairly, in all material respects, the financial position of the Company at December 31, 2018 and 2017, and the results of its operations and its cash flows for each of the three years in the period ended December 31, 2018, in conformity with International Financial Reporting Standards as issued by the International Accounting Standards Board.

### Basis for Opinion

These financial statements are the responsibility of the Company's management. Our responsibility is to express an opinion on the Company's financial statements based on our audits. We are a public accounting firm registered with the Public Company Accounting Oversight Board (United States) (PCAOB) and are required to be independent with respect to the Company in accordance with the U.S. federal securities laws and the applicable rules and regulations of the Securities and Exchange Commission and the PCAOB.

We conducted our audits in accordance with the standards of the PCAOB. Those standards require that we plan and perform the audit to obtain reasonable assurance about whether the financial statements are free of material misstatement, whether due to error or fraud. The Company is not required to have, nor were we engaged to perform, an audit of its internal control over financial reporting. As part of our audits we are required to obtain an understanding of internal control over financial reporting but not for the purpose of expressing an opinion on the effectiveness of the Company's internal control over financial reporting. Accordingly, we express no such opinion.

Our audits included performing procedures to assess the risks of material misstatement of the financial statements, whether due to error or fraud, and performing procedures that respond to those risks. Such procedures included examining, on a test basis, evidence regarding the amounts and disclosures in the financial statements. Our audits also included evaluating the accounting principles used and significant estimates made by management, as well as evaluating the overall presentation of the financial statements. We believe that our audits provide a reasonable basis for our opinion.

/s/ Ernst & Young AG

We have served as the Company's auditor since 2017.

Basel, Switzerland  
March 14, 2019

HUDSON GROUP

CONSOLIDATED FINANCIAL STATEMENTS

CONSOLIDATED STATEMENTS OF COMPREHENSIVE INCOME

for the years ended December 31, 2018, 2017 and 2016

IN MILLIONS OF USD (EXCEPT PER SHARE AMOUNTS)	NOTE	2018	2017	2016
<b>OPERATING INCOME</b>				
Turnover	6	1,924.2	1,802.5	1,687.2
Cost of sales		(698.5)	(680.3)	(645.3)
<b>Gross profit</b>		<b>1,225.7</b>	<b>1,122.2</b>	<b>1,041.9</b>
Selling expenses	7	(445.3)	(421.2)	(395.7)
Personnel expenses	8	(411.1)	(371.3)	(337.4)
General expenses	9	(131.4)	(156.9)	(151.9)
Share of result of associates	16	0.1	(0.3)	(0.7)
Depreciation, amortization and impairment	10	(128.9)	(108.7)	(103.7)
Other operational result	11	(10.9)	(3.7)	(9.3)
<b>Operating profit</b>		<b>98.2</b>	<b>60.1</b>	<b>43.2</b>
Interest expenses	12	(31.0)	(30.2)	(29.8)
Interest income	12	2.5	1.9	2.1
Foreign exchange gain / (loss)		(0.9)	0.5	-
<b>Profit before tax</b>		<b>68.8</b>	<b>32.3</b>	<b>15.5</b>
Income tax	13	(3.0)	(42.9)	34.3
<b>Net profit / (loss)</b>		<b>65.8</b>	<b>(10.6)</b>	<b>49.8</b>
<b>OTHER COMPREHENSIVE INCOME</b>				
Exchange differences on translating foreign operations		(20.1)	26.8	12.9
<b>Total other comprehensive income / (loss) that may be reclassified to profit or loss in subsequent periods, net of tax</b>		<b>(20.1)</b>	<b>26.8</b>	<b>12.9</b>
<b>Total other comprehensive income / (loss), net of tax</b>		<b>(20.1)</b>	<b>26.8</b>	<b>12.9</b>
<b>Total comprehensive income / (loss), net of tax</b>		<b>45.7</b>	<b>16.2</b>	<b>62.7</b>
<b>NET PROFIT / (LOSS) ATTRIBUTABLE TO</b>				
Equity holders of the parent		29.5	(40.4)	23.5
Non-controlling interests		36.3	29.8	26.3
<b>TOTAL COMPREHENSIVE INCOME ATTRIBUTABLE TO</b>				
Equity holders of the parent		9.4	(13.6)	36.4
Non-controlling interests		36.3	29.8	26.3
<b>EARNINGS PER SHARE ATTRIBUTABLE TO EQUITY HOLDERS OF THE PARENT*</b>				
Basic earnings / (loss) per share in USD	21.4	0.32	(0.44)	0.25
Diluted earnings / (loss) per share in USD	21.4	0.32	(0.44)	0.25

\* For the calculation of Earnings per Share (EPS), the weighted average number of outstanding shares for 2017 and 2016 has been assumed to be equal to the shares issued for the IPO.

## CONSOLIDATED STATEMENTS OF FINANCIAL POSITION

at December 31, 2018 and 2017

IN MILLIONS OF USD	NOTE	31.12.2018	31.12.2017
<b>ASSETS</b>			
Property, plant and equipment	14	243.0	264.9
Intangible assets	15	301.6	354.6
Goodwill	15	315.0	331.2
Investments in associates	16	6.5	3.1
Deferred tax assets	26	83.9	90.3
Other non-current assets	17	27.4	24.9
<b>Non-current assets</b>		<b>977.4</b>	<b>1,069.0</b>
Inventories	18	190.7	186.0
Trade receivables	19	1.3	4.6
Other accounts receivable	20	46.8	59.4
Income tax receivables		0.8	1.4
Cash and cash equivalents		234.2	137.4
<b>Current assets</b>		<b>473.8</b>	<b>388.8</b>
<b>Total assets</b>		<b>1,451.2</b>	<b>1,457.8</b>
<b>LIABILITIES AND SHAREHOLDERS' EQUITY</b>			
Equity attributable to equity holders of the parent	21	552.1	493.7
Non-controlling interests	22	84.8	78.7
<b>Total equity</b>		<b>636.9</b>	<b>572.4</b>
Financial debt	23	492.6	520.4
Deferred tax liabilities	26	40.0	50.1
Post-employment benefit obligations	27	1.0	0.9
<b>Non-current liabilities</b>		<b>533.6</b>	<b>571.4</b>
Trade payables		105.5	97.1
Financial debt	23	51.4	80.7
Income tax payables		2.3	4.1
Other liabilities	25	121.5	132.1
<b>Current liabilities</b>		<b>280.7</b>	<b>314.0</b>
<b>Total liabilities</b>		<b>814.3</b>	<b>885.4</b>
<b>Total liabilities and shareholders' equity</b>		<b>1,451.2</b>	<b>1,457.8</b>



HUDSON GROUP

CONSOLIDATED STATEMENTS OF CHANGES IN EQUITY

for the years ended December 31, 2018, 2017 and 2016

2018 IN MILLIONS OF USD	NOTE	SHARE CAPITAL	TREASURY SHARES	TRANSLATION RESERVES	RETAINED EARNINGS	SHARE- HOLDERS' EQUITY	NON- CONTROLLING INTERESTS	TOTAL EQUITY
<b>Balance at January 1*</b>		<b>0.1</b>	<b>-</b>	<b>20.5</b>	<b>473.1</b>	<b>493.7</b>	<b>78.7</b>	<b>572.4</b>
Net profit / (loss)		-	-	-	29.5	29.5	36.3	65.8
Other comprehensive income / (loss)		-	-	(20.1)	-	(20.1)	-	(20.1)
<b>Total comprehensive income / (loss) for the period</b>		<b>-</b>	<b>-</b>	<b>(20.1)</b>	<b>29.5</b>	<b>9.4</b>	<b>36.3</b>	<b>45.7</b>
<b>TRANSACTIONS WITH OR DISTRIBUTIONS TO SHAREHOLDERS</b>								
Dividends to non-controlling interests		-	-	-	-	-	(45.7)	(45.7)
Purchase of treasury shares	21.2	-	(2.0)	-	-	(2.0)	-	(2.0)
Proceeds from restructuring	1a	-	-	-	60.1	60.1	-	60.1
Transaction costs for equity instruments		-	-	-	(15.4)	(15.4)	-	(15.4)
Share-based payment transactions	21.3	-	-	-	12.7	12.7	-	12.7
Tax effect on equity transactions		-	-	-	(6.4)	(6.4)	-	(6.4)
<b>Total transactions with or distributions to owners</b>		<b>-</b>	<b>(2.0)</b>	<b>-</b>	<b>51.0</b>	<b>49.0</b>	<b>(45.7)</b>	<b>3.3</b>
<b>CHANGES IN OWNERSHIP INTERESTS IN SUBSIDIARIES</b>								
Changes in participation of non- controlling interests	22	-	-	-	-	-	15.5	15.5
<b>Balance at December 31</b>		<b>0.1</b>	<b>(2.0)</b>	<b>0.4</b>	<b>553.6</b>	<b>552.1</b>	<b>84.8</b>	<b>636.9</b>

\* Although the restructuring of Hudson took place on February 1, 2018, the respective consolidated statements of changes in equity is presented as of January 1, 2018.

HUDSON GROUP

CONSOLIDATED STATEMENTS OF CHANGES IN EQUITY (CONTINUED)

for the years ended December 31, 2018, 2017 and 2016

2017 IN MILLIONS OF USD	NOTE	SHAREHOLDERS' EQUITY	NON-CONTROLLING INTERESTS	TOTAL EQUITY
<b>Balance at January 1</b>		<b>658.2</b>	<b>72.2</b>	<b>730.4</b>
Net profit / (loss)		(40.4)	29.8	(10.6)
Other comprehensive income / (loss)		26.8	-	26.8
<b>Total comprehensive income / (loss) for the period</b>		<b>(13.6)</b>	<b>29.8</b>	<b>16.2</b>
<b>TRANSACTIONS WITH OR DISTRIBUTIONS TO SHAREHOLDERS</b>				
Dividends to non-controlling interests		-	(34.3)	(34.3)
Common control transaction	24	(154.7)	-	(154.7)
Share-based payment transactions	21.3	4.6	-	4.6
Tax effect on equity transactions		(0.2)	-	(0.2)
<b>Total transactions with or distributions to owners</b>		<b>(150.3)</b>	<b>(34.3)</b>	<b>(184.6)</b>
<b>CHANGES IN OWNERSHIP INTERESTS IN SUBSIDIARIES</b>				
Changes in participation of non-controlling interests	22	(0.6)	11.0	10.4
<b>Balance at December 31</b>		<b>493.7</b>	<b>78.7</b>	<b>572.4</b>
2016 IN MILLIONS OF USD	NOTE	SHAREHOLDERS' EQUITY	NON-CONTROLLING INTERESTS	TOTAL EQUITY
<b>Balance at January 1</b>		<b>620.1</b>	<b>67.8</b>	<b>687.9</b>
Net profit / (loss)		23.5	26.3	49.8
Other comprehensive income / (loss)		12.9	-	12.9
<b>Total comprehensive income / (loss) for the period</b>		<b>36.4</b>	<b>26.3</b>	<b>62.7</b>
<b>TRANSACTIONS WITH OR DISTRIBUTIONS TO SHAREHOLDERS</b>				
Dividends to non-controlling interests		-	(27.4)	(27.4)
Share-based payment transactions	21.3	1.2	-	1.2
Tax effect on equity transactions		0.5	-	0.5
<b>Total transactions with or distributions to owners</b>		<b>1.7</b>	<b>(27.4)</b>	<b>(25.7)</b>
<b>CHANGES IN OWNERSHIP INTERESTS IN SUBSIDIARIES</b>				
Changes in participation of non-controlling interests	22	-	5.5	5.5
<b>Balance at December 31</b>		<b>658.2</b>	<b>72.2</b>	<b>730.4</b>

HUDSON GROUP

CONSOLIDATED STATEMENTS OF CASH FLOWS

for the years ended December 31, 2018, 2017 and 2016

IN MILLIONS OF USD	NOTE	2018	2017	2016
<b>CASH FLOWS FROM OPERATING ACTIVITIES</b>				
<b>Profit before tax</b>		<b>68.8</b>	<b>32.3</b>	<b>15.5</b>
ADJUSTMENTS FOR				
Depreciation, amortization and impairment	10	128.9	108.7	103.7
Loss / (gain) on sale of non-current assets		1.5	3.3	1.9
Increase / (decrease) in allowances and provisions		5.2	5.0	(2.0)
Loss / (gain) on foreign exchange differences		0.7	(0.5)	6.4
Other non-cash items		3.6	4.6	1.2
Share of result of associates	16	(0.1)	0.3	0.7
Interest expenses	12	31.0	30.2	29.8
Interest income	12	(2.5)	(1.9)	(2.1)
<b>Cash flows before working capital changes</b>		<b>237.1</b>	<b>182.0</b>	<b>155.1</b>
Decrease / (increase) in trade and other accounts receivable		22.8	6.2	(9.1)
Decrease / (increase) in inventories	18	(12.0)	(26.9)	(14.2)
Increase / (decrease) in trade and other accounts payable		(8.4)	(26.9)	41.3
Dividends received from associates	16	-	-	0.2
<b>Cash generated from operations</b>		<b>239.5</b>	<b>134.4</b>	<b>173.3</b>
Income taxes paid*		(6.8)	(3.6)	(3.5)
<b>Net cash flows from operating activities</b>		<b>232.7</b>	<b>130.8</b>	<b>169.8</b>
<b>CASH FLOWS USED IN INVESTING ACTIVITIES</b>				
Purchase of property, plant and equipment	14.1	(65.1)	(79.6)	(88.3)
Purchase of intangible assets		(4.2)	(8.2)	(5.7)
Purchase of interest in associates	16	(3.3)	(1.0)	-
Proceeds from sale of property, plant and equipment		0.3	0.6	0.4
Interest received		3.2	2.1	1.2
<b>Net cash flows used in investing activities</b>		<b>(69.1)</b>	<b>(86.1)</b>	<b>(92.4)</b>
<b>CASH FLOWS USED IN FINANCING ACTIVITIES</b>				
Proceeds from restructuring	1a	60.1	-	-
Repayment of financial debt	24	(48.3)	(28.0)	(7.3)
Repayments of / (granted) 3rd party loans receivable		1.5	(3.3)	12.8
Transaction costs paid for the listing of equity instruments		(6.3)	-	-
Dividends paid to non-controlling interests		(39.1)	(34.3)	(27.4)
Purchase of treasury shares		(2.0)	-	-
Contributions from / (purchase of) non-controlling interests		7.0	-	(0.1)
Interest paid		(37.7)	(30.2)	(29.3)
<b>Net cash flows used in financing activities</b>		<b>(64.8)</b>	<b>(95.8)</b>	<b>(51.3)</b>
Currency translation on cash		(2.0)	0.9	1.1
<b>Increase / (decrease) in cash and cash equivalents</b>		<b>96.8</b>	<b>(50.2)</b>	<b>27.2</b>
<b>CASH AND CASH EQUIVALENTS AT THE</b>				
- beginning of the period		137.4	187.6	160.4
- end of the period		234.2	137.4	187.6

\* In 2016 and 2017 the amounts for Income taxes paid only include payments made on behalf of companies in the scope of these consolidated financial statements as described in note 1.

**1. CORPORATE INFORMATION**

Hudson Ltd. and its subsidiaries ("Hudson Group" or "Hudson") are Travel Retailers specialized in Duty Paid and Duty Free markets operating 1,028 stores in 88 locations throughout the continental United States and Canada. The parent company is Hudson Ltd., an exempt company limited by shares incorporated in Bermuda. The registered office is at 2 Church Street, Hamilton HM11, Bermuda. Our Class A common shares began trading on the New York Stock Exchange on February 1, 2018, under the ticker symbol "HUD," as part of the initial public offering (IPO).

Hudson Ltd. was incorporated on May 30, 2017 in Hamilton, Bermuda as a wholly owned subsidiary of Dufry International AG (Dufry), the world's leading travel retail company which is headquartered in Basel, Switzerland. Hudson Group business comprises of legal entities and operations which were contributed to Hudson Ltd. by Dufry International AG prior to the IPO.

The financial statements for periods presented prior to the IPO were prepared as if Hudson had operated on a stand-alone basis and included the historical results of operations, financial position and cash flows of the North America Division of Dufry, derived from the consolidated financial statements and accounting records of Dufry AG. For periods prior to the IPO, the financial statements include the recognition of certain assets and liabilities that were recorded at corporate level but which were specifically identifiable or otherwise attributable to Hudson Group.

These consolidated financial statements of Hudson Ltd. are a continuation of the combined financial statements 2016 – 2017 prepared for Hudson Group.

The restructuring steps, prior to the IPO of Hudson have been:

- a) Dufry America Holding, Inc. (DAH), (an entity of Dufry's Division North America), sold 100 % of the shares of Dufry America, Inc., Dufry Cruise Services, Inc. and International Operations and Services (USA), LLC to another entity of the Dufry Group for a net consideration of USD 60.1 million. These three subsidiaries of Dufry have not been active in the retail business in the U.S. or Canada and consequently are not reflected in the consolidated financial statements of Hudson Group, so that this disposal has been reflected in the consolidated financial statements as follows:

The net consideration received in cash was partially used to reduce financial debt and the remaining has been presented as cash. This transaction generated income tax charges at DAH of USD 9.8 million, which have been off-set against net operating losses. The consideration net of tax of USD 50.3 million is presented as reserves in equity.

- b) Dufry International AG (Switzerland) contributed 100 % of the shares of Dufry America Holding Inc., the parent entity of the Hudson Group in the continental USA and Canada, as well as 100 % of the shares of The Nuance Group (Canada) Inc., the parent entity of WDFG Vancouver LP to Hudson Ltd.

As a result, the Hudson business includes substantially all of the historical North America Division business reported by Dufry Group. The contribution of the North America Division business by Dufry to Hudson Ltd. was treated for accounting purposes as a reorganization of entities under common control. As a result, Hudson is retrospectively presenting the combined financial position and results of operations of Hudson Ltd. and its subsidiaries for all periods presented prior to the IPO. The financial statements are presented on a consolidated basis for all periods after the IPO and include the accounts of the Company and its controlled subsidiaries.

After the IPO the Dufry Group retained control of Hudson Ltd. as the shares offered through the IPO represented less than 50 % of the total in terms of shares or voting rights.

## **2. ACCOUNTING POLICIES**

### **2.1 BASIS OF PREPARATION**

These consolidated financial statements have been prepared in accordance with International Financial Reporting Standards (IFRS) as issued by the International Accounting Standard Board (IASB).

The consolidated financial statements have been prepared on the historical cost basis, except for certain financial assets, liabilities and defined benefit plan assets, that are measured at fair value, as explained in the accounting policies below. Historical cost is generally based on the fair value of the consideration given in exchange for assets. The consolidated financial statements are presented in millions of US Dollars (USD). All values are rounded to the nearest one hundred thousand, except when indicated otherwise.

For the purpose of these consolidated financial statements, income taxes have been calculated using the separate return method.

The consolidated financial statements were authorized for public disclosure on March 5, 2019 by the board of directors of Hudson Ltd. The consolidated financial statements of Hudson Ltd. were authorized for issuance on March 14, 2019.

## 2.2 BASIS OF CONSOLIDATION

Subsidiaries are fully consolidated from the date of acquisition, being the date on which we obtained control, and continue to be consolidated until the date when such control is lost. An entity of Hudson Group controls another entity when it is exposed to, or has rights to, variable returns from its involvement with the entity and has the ability to affect those returns through its power over the other entity. All intra-group balances, transactions, unrealized gains or losses resulting from intra-group transactions and dividends are eliminated in full.

Transactions with subsidiaries of Dufry outside the scope of consolidation of Hudson Group have not been eliminated and are reported as related party transactions, refer to note 37.

A change in the ownership interest of a subsidiary, without a loss of control, is accounted for as an equity transaction.

If Hudson Group loses control over a subsidiary, it:

- derecognizes the assets (including goodwill) and liabilities of the subsidiary, derecognizes the carrying amount of any non-controlling interest as well as derecognizes the cumulative translation differences recorded in equity;
- recognizes the fair value of the consideration received, recognizes the fair value of any investment retained as well as recognizes any surplus or deficit in the consolidated statements of comprehensive income.

For the accounting treatment of associated companies refer to note 2.3.

## 2.3 SUMMARY OF SIGNIFICANT ACCOUNTING POLICIES

### a) Business combinations and goodwill

Business combinations are accounted for using the acquisition method. The cost of an acquisition is measured as the aggregate of the consideration transferred, measured at fair value on the acquisition date and the amount of any non-controlling interest in the acquiree. For each business combination, Hudson selects whether it measures the non-controlling interests in the acquiree either at fair value or at the proportionate share of the acquiree's identifiable net assets. Acquisition related transaction costs are expensed and presented in other operational result. When Hudson acquires a business, it assesses the financial assets and liabilities assumed for appropriate classification and designation in accordance with the contractual terms, economic circumstances and pertinent conditions as at the acquisition date.

Any contingent consideration to be transferred by the acquirer will be recognized at fair value at the acquisition date. Thereafter any change in the fair value of contingent consideration, not classified as equity, will be recognized through the consolidated statements of comprehensive income.

Hudson measures goodwill at the acquisition date as:

- The fair value of the consideration transferred;
- plus the recognized amount of any non-controlling interests in the acquiree;
- plus if the business combination is achieved in stages, the fair value of the pre-existing equity interest in the acquiree;
- less the net recognized amount of the identifiable assets acquired and liabilities assumed.

When the excess is negative, a bargain purchase gain is recognized immediately in the consolidated statements of comprehensive income.

After initial recognition, goodwill is measured at cost less any accumulated impairment losses. For the purpose of impairment testing, goodwill acquired in a business combination is, from the acquisition date, allocated to the group of cash generating units of Hudson that is expected to benefit from the combination.

Where goodwill forms part of a group of cash-generating units and an operation within is disposed of, the goodwill associated with the operation disposed of is included in the carrying amount of the operation when determining the gain or loss on disposal of the operation. Goodwill disposed of in this circumstance is measured based on the relative values of the operation disposed of and the portion of the cash-generating unit retained, unless there are specific allocations.

**b) Turnover**

Turnover is comprised of sales and advertising income and is recognized from contracts with customers. Sales are measured at the fair value of the consideration received in cash or credit cards for the goods, net of sales taxes or duties. Retail sales are recognized at the time when the goods are transferred. Advertising income is recognized over time when the services have been rendered (for the adoption of IFRS 15, refer to note 2.4).

**c) Cost of sales**

Cost of sales are recognized when the company sells the products and comprise the purchase price and the cost incurred until the products arrived at our warehouse, i. e. import duties, transport, purchase discounts (price-offs) as well as inventory valuation adjustments and inventory losses.

**d) Personnel expenses**

These expenses comprise the net compensation to employees of Hudson.

**e) Foreign currency translation**

Each subsidiary in Hudson uses its corresponding functional currency. Items included in the financial statements of each entity are measured using that functional currency. Transactions in foreign currencies are recorded at the date of the transaction in the functional currency using the exchange rate on such date.

Monetary assets and liabilities denominated in foreign currencies are re-measured using the functional currency exchange rate at the reporting date and the difference is recorded as unrealized foreign exchange gains / losses. Deferred taxes related to unrealized FX are accounted accordingly. Non-monetary items are measured at historical cost in the respective functional currency.

At the reporting date, the assets and liabilities of all subsidiaries reporting in foreign currency are translated into the presentation currency of Hudson (USD) using the exchange rate at the reporting date. The consolidated statements of comprehensive income of the subsidiaries are translated using the average exchange rates of the respective month in which the transactions occurred. The net translation differences are recognized in other comprehensive income. On disposal of a foreign entity or when control is lost, the deferred cumulative translation difference recognized within equity relating to that particular operation is recognized in the consolidated statements of comprehensive income as gain or loss on sale of subsidiaries.

Intangible assets, goodwill and fair value adjustments identified during a business combination (purchase price allocation) are treated as assets and liabilities in the functional currency of such operation.

Principal foreign exchange rates applied for valuation and translation:

IN USD	AVERAGE RATE			CLOSING RATE		
	2018	2017	2016	31.12.2018	31.12.2017	31.12.2016
1 CAD	0.7720	0.7714	0.7552	0.7333	0.7951	0.7446

**f) Other operational result**

The transactions included in these accounts are generally non-recurring and not related to the ongoing key business of Hudson.

**g) Equity instruments**

An equity instrument is any contract that evidences a residual interest in the assets of an entity after deducting all of its liabilities. Equity instruments issued by Hudson are recognized at the proceeds received, net of direct transaction costs. Repurchase of Hudson's own equity instruments is recognized and deducted directly in equity. No gain or loss is recognized in the consolidated statements of comprehensive income on the purchase, sale, issue or cancellation of Hudson's own equity instruments.

**h) Share capital**

Ordinary shares are classified as equity. Costs directly attributable to the issuance of shares or options are shown in the statement of changes in equity as transaction costs for equity instruments, net of tax.

For treasury shares purchased by Hudson Ltd. or any subsidiary, the consideration paid, including any directly attributable expenses, net of income taxes, is deducted from equity until the shares are cancelled, assigned or sold. Where such ordinary shares are subsequently sold, any consideration received, net of any direct transaction expenses and income taxes, is included in equity.

**i) Pension and other post-employment benefit obligations**

Hudson provides retirement benefits through defined contribution pension plans which are funded by regular contributions made by the employer and the employees to a third-party.



**j) Share-based payments**

Equity settled share based payments to employees and other third parties providing services are measured at the fair value of the equity instruments at grant date. The fair value determined at grant date of the equity-settled share-based payment is expensed on a pro rata basis over the vesting period, based on the estimated number of equity instruments that will eventually vest. At the end of each reporting period, Hudson revises its estimate of the number of equity instruments expected to vest. The impact of the revision of the original estimates, if any, is recognized in the consolidated statements of comprehensive income such that the cumulative expense reflects the revised estimate.

Where the terms of an equity settled award are modified, the minimum expense recognized is the expense as if the terms had not been modified. An additional expense is recognized for any modification, which increases the total fair value of the share-based payment arrangement, or is otherwise beneficial to the holder of the option as measured at the date of modification.

**k) Taxation**

Income tax expense represents the sum of the current income tax and deferred tax. Where the functional currency is not the local currency, the position includes the effects of foreign exchange translation on deferred tax assets or deferred tax liabilities.

Income tax positions not relating to items recognized in the consolidated statements of comprehensive income, are recognized in correlation to the underlying transaction either in other comprehensive income or equity.

Current income tax

Income tax receivables or payables are measured at the amount expected to be recovered from or paid to the tax authorities. The tax rates and tax laws used to compute the amount are those that are enacted or substantially enacted at the reporting date in the countries or states where Hudson operates and generates taxable income.

Income tax related to items recognized in other comprehensive income is recognized in other comprehensive income.

Deferred tax

Deferred tax is provided using the liability method on temporary differences between the tax basis of assets or liabilities and their carrying amounts for financial reporting purposes at the reporting date.

Deferred tax liabilities are recognized for all taxable temporary differences, except:

- When the deferred tax liability arises from the initial recognition of goodwill or an asset or liability in a transaction that is not a business combination and, at the time of the transaction, affects neither the accounting profit nor taxable profit or loss
- In respect of taxable temporary differences associated with investments in subsidiaries, when the timing of the reversal of the temporary differences can be controlled and it is probable that the temporary differences will not reverse in the foreseeable future

Deferred tax assets are recognized for all deductible temporary differences, the carry forward of unused tax credits or tax losses. Deferred tax assets are recognized to the extent that it is probable that taxable profit will be available, against which the deductible temporary differences and the carry forward of unused tax credits and unused tax losses can be utilized, except:

- When the deferred tax asset relating to the deductible temporary difference arises from the initial recognition of an asset or liability in a transaction that is not a business combination and, at the time of the transaction, affects neither the accounting profit nor taxable profit or loss
- In respect of deductible temporary differences associated with investments in subsidiaries, deferred tax assets are recognized only to the extent that it is probable that the temporary differences will reverse in the foreseeable future and taxable profit will be available against which the temporary differences can be utilized.

The carrying amount of deferred tax assets is reviewed at each reporting date and reduced to the extent that it is no longer probable that sufficient taxable profit will be available to allow the deferred tax asset to be utilized. Unrecognized deferred tax assets are reassessed at each reporting date and are recognized to the extent that it has become probable that future taxable profits will allow the deferred tax asset to be realized. Deferred tax assets and liabilities are measured at the tax rates that are expected to apply in the year when the asset is realized or the liability is settled, based on tax rates (and tax laws) that have been enacted or substantially enacted at the reporting date applicable for each respective jurisdiction.

#### **l) Property, plant and equipment**

These are stated at cost less accumulated depreciation and any impairment in fair value. Depreciation is computed on a straight-line basis over the shorter of the estimated useful life of the asset or the lease term. The useful lives applied are as follows:

- Real estate (buildings) 20 to 40 years
- Leasehold improvements the shorter of the lease term or 10 years
- Furniture and fixtures the shorter of the lease term or 5 years
- Motor vehicles the shorter of the lease term or 5 years
- Computer hardware the shorter of the lease term or 5 years

#### **m) Intangible assets**

These assets mainly comprise of concession rights and brands. Usually these as-sets are capitalized at cost, but when identified as part of a business combination, these assets are capitalized at fair value as at the date of acquisition. The useful lives of these intangible assets are assessed to be either finite or indefinite. Following initial recognition, the cost model is applied to intangible assets. Intangible assets with finite lives are amortized over the useful economic life. Software is valued at amortized historical cost, or in case of internal developments by the sum of costs incurred and amortized over useful lives (analyzed case by case).

**n) Impairment of non-financial assets**

Tangible and intangible assets that are subject to depreciation and amortization are reviewed for impairment whenever events or circumstances indicate that the carrying amount may not be recoverable. An impairment loss is recognized when the carrying amount of an asset or cash generating unit exceeds its recoverable amount. The recoverable amount is the higher of an asset's fair value less cost of disposal or its value in use. For the purpose of assessing impairment, assets are grouped at the lowest levels for which there are separately identifiable cash inflows (cash generating units). Goodwill and intangible assets with indefinite useful lives are not subject to amortization and are tested annually for impairment.

**o) Associates**

Associates are all entities over which Hudson has significant influence but not control, generally accompanying a shareholding interest of more than 20 % of the voting rights.

Investments in associates are accounted for using the equity method of accounting. Under the equity method, the investment is initially recognized at cost. The carrying amount is increased or decreased to recognize the investor's share of the net profit and share of other comprehensive income of the investee after the date of acquisition and decreased by dividends declared. Hudson's investment in associates includes goodwill identified on acquisition.

Hudson's share of post-acquisition net profit and its share of post-acquisition movements in other comprehensive income are recognized in the consolidated statements of comprehensive income with a corresponding adjustment to the carrying amount of the investment. When Hudson's share of losses in an associate equals or exceeds its interest in the associate, Hudson does not recognize further losses, unless it has incurred legal or constructive obligations or made payments on behalf of the associate. If the ownership interest in an associate is reduced but significant influence is retained, only a proportionate share of the amounts previously recognized in other comprehensive income is reclassified to net profit where appropriate.

Hudson determines at each reporting date whether there is any objective evidence that the investments in associates are impaired. If this is the case, Hudson calculates the amount of impairment as the difference between the recoverable amount of the associate and its carrying value and recognizes the amount within the share of result of associates in the statement of comprehensive income.

Profits and losses resulting from upstream and downstream transactions between Hudson and its associate are recognized in Hudson's financial statements only to the extent of unrelated investor's interests in the associates. Unrealized losses are eliminated unless the transaction provides evidence of an impairment of the asset transferred. Accounting policies of associates have been changed where necessary to ensure consistency with the policies adopted by Hudson.

Dilution gains and losses arising in investments in associates are recognized in the consolidated statements of comprehensive income.

**p) Inventories**

Inventories are valued at the lower of historical cost or net realizable value. The historical costs are determined using the weighted average method. Historical cost includes expenses incurred in bringing the inventories to their present location and condition. This includes mainly import duties. Purchase discounts and rebates are deducted in determining the cost of inventories. The net realizable value is the estimated selling price in the ordinary course of business less the estimated costs necessary to make the sale. Inventory allowances are set up in the case of slow-moving and obsolete stock. Expired items are fully written off.

**q) Trade receivables**

This account includes receivables related to the sale of merchandise.

**r) Cash and cash equivalents**

Cash and cash equivalents consist of cash on hand or current bank accounts as well as short-term deposits at banks with initial maturity below 91 days. Credit card receivables with a maturity of up to 4 days are included as cash in transit. Short-term investments are included in this position if they are highly liquid, readily convertible into known amounts of cash and subject to insignificant risk of changes in value.

**s) Provisions**

Provisions are recognized when Hudson has a present obligation (legal or constructive) as a result of a past event, it is probable that Hudson will be required to settle the obligation, and a reliable estimate can be made of the amount of the obligation.

The amount recognized as a provision is the best estimate at the end of the reporting period of the consideration required to settle the present obligation, taking into account the risks and uncertainties surrounding the obligation. When a provision is measured using the cash flows estimated to settle the present obligation, its carrying amount is the present value of those cash flows (where the effect of the time value of money is material).

When some or all of the economic benefits required to settle a provision are expected to be recovered from a third party, a receivable is recognized as an asset if it is virtually certain that the reimbursement will be received and the amount of the receivable can be measured reliably.

Contingent liabilities acquired in a business combination

Contingent liabilities acquired in a business combination are initially measured at fair value at the acquisition date. At the end of subsequent reporting periods, such contingent liabilities are measured at the higher of the amount that would be recognized in accordance with IAS 37 Provisions, contingent liabilities and contingent assets and the amount initially recognized less cumulative amortization recognized in accordance with IFRS 15 Revenue from contracts with customers.

Lawsuits and duties

Provisions for lawsuits and duties are recognized to account for uncertainties dependent on the outcome of ongoing lawsuits.

## **t) Investments and other financial assets**

### ***(i) Classification***

From January 1, 2018, Hudson classifies its financial assets in the following measurement categories:

- those to be measured subsequently at fair value (through the consolidated statements of comprehensive income), and
- those to be measured at amortized cost.

The classification depends on the entity's business model for managing the financial assets and the contractual terms of the cash flows. For assets measured at fair value, gains and losses will either be recorded in profit or loss or other comprehensive income (OCI). For investments in equity instruments that are not held for trading, this will depend on whether Hudson has made an irrevocable election at the time of initial recognition to account for the equity investment at fair value through other comprehensive income (FVOCI).

For assets measured at amortized cost, depreciation, amortization and loss allowances will be recorded through profit or loss.

### ***(ii) Recognition and derecognition***

Regular purchases and sales of financial assets are recognized on trade-date, the date on which Hudson commits to purchase or sell the asset. Financial assets are derecognized when the rights to receive cash flows from the financial assets have expired or have been transferred and Hudson has transferred substantially all the risks and rewards of ownership.

### ***(iii) Measurement***

At initial recognition, Hudson measures a financial asset at its fair value plus, in the case of a financial asset not at fair value through profit or loss (FVTPL), transaction costs that are directly attributable to the acquisition of the financial asset. Transaction costs of financial assets carried at FVTPL are expensed in profit or loss.

Financial assets with embedded derivatives are considered in their entirety when determining whether their cash flows are solely payment of principal and interest.

### **Debt instruments**

Subsequent measurement of debt instruments depends on Hudson's business model for managing the asset and the cash flow characteristics of the asset. There are three measurement categories into which Hudson classifies its debt instruments:

- Amortized cost: Assets that are held for collection of contractual cash flows where those cash flows represent solely collections of principal and interest are measured at amortized cost. Interest income from these financial assets is included in finance income using the effective interest rate method. Any gain or loss arising on derecognition is recognized directly in profit or loss and presented in the financial result together with foreign exchange gains and losses or interest income and expenses respectively. Impairment losses are presented in the other operational result.

- FVOCI: Assets that are held for collection of contractual cash flows and for selling the financial assets, where the assets' cash flows represent solely payments of principal and interest, are measured at FVOCI. Movements in the carrying amount are taken through OCI, except for the recognition of impairment gains or losses, interest income and foreign exchange gains and losses which are recognized in profit or loss. When the financial asset is derecognized, the cumulative gain or loss previously recognized in OCI is reclassified from equity to profit or loss and recognized in foreign exchange gain / (loss). These financial assets are measured using the effective interest rate method.
- FVTPL: Assets that do not meet the criteria for amortized cost or FVOCI are measured at FVTPL. A gain or loss on a debt investment that is subsequently measured at FVTPL is recognized in profit or loss and presented net within interest income / expenses in the period in which it arises.

***(iv) Impairment of financial assets***

From January 1, 2018, Hudson assesses on a forward looking basis the expected credit losses associated with its debt instruments carried at amortized cost and FVOCI. The impairment methodology applied depends on whether there has been a significant increase in credit risk. For trade receivables and receivables for refund from suppliers and related services, Hudson applies the simplified approach permitted by IFRS 9, which requires expected lifetime losses to be recognized from initial recognition of the receivables, see note 19 for further details.

***(v) Trade, other accounts receivable and cash and cash equivalents***

Trade and other receivables (including credit cards receivables, other accounts receivable, cash and cash equivalents) are measured at amortized cost using the effective interest method, less any impairment.

***(vi) Accounting policies applied until December 31, 2017***

Hudson has applied IFRS 9 by using the retrospective method, but has elected not to restate comparative information. As a result, the comparative information provided continues to be accounted for in accordance with Hudson's previous accounting policy.

**Classification**

Until December 31, 2017, Hudson classified its financial assets in the following categories:

- financial assets at fair value through profit or loss,
- loans and receivables,
- held-to-maturity investments (not applicable to Hudson at this date), and
- available-for-sale financial assets (not applicable to Hudson at this date).

The classification depended on the purpose for which the investments were acquired. Management determined the classification of its investments at initial recognition. There were no reclassifications between categories during 2017.

**Subsequent measurement**

The measurement at initial recognition did not change on adoption of IFRS 9, see description above. Subsequent to the initial recognition, loans and receivables were carried at amortized cost using the effective interest method. Financial assets at FVTPL were subsequently carried at fair value. Gains or losses arising from changes in the fair value were recognized in profit or loss within the financial result. Details on how the fair value of financial instruments is determined are disclosed in note 29.

**Impairment of financial assets**

Hudson assessed at the end of each reporting period whether there was objective evidence that a financial asset or group of financial assets was impaired. A financial asset or a group of financial assets was impaired and impairment losses were incurred only if there was objective evidence of impairment as a result of one or more events that occurred after the initial recognition of the asset (a 'loss event') and that loss event (or events) had an impact on the estimated future cash flows of the financial asset or group of financial assets that could be reliably estimated.

**Assets carried at amortized cost**

For loans and receivables, the amount of the loss was measured as the difference between the asset's carrying amount and the present value of estimated future cash flows (excluding future credit losses that had not been incurred) discounted at the financial asset's original effective interest rate. The carrying amount of the asset was reduced and the amount of the loss was recognized in profit or loss. If a loan had a variable interest rate, the discount rate for measuring any impairment loss was the current effective interest rate determined under the contract. As a practical expedient, Hudson could measure impairment on the basis of an instrument's fair value using an observable market price. If, in a subsequent period, the amount of the impairment loss decreased and the decrease could be related objectively to an event occurring after the impairment was recognized (such as an improvement in the debtor's credit rating), the reversal of the previously recognized impairment loss was recognized in profit or loss. Impairment testing of trade receivables is described in note 19.

**u) Financial liabilities**

***i) Financial liabilities at FVTPL***

These are stated at fair value, with any gains or losses arising on re-measurement recognized in the consolidated statements of comprehensive income. The net gain or loss recognized in the consolidated statements of comprehensive income incorporates any interest paid on the financial liability and is included in interest income / expenses in the consolidated statements of comprehensive income. Fair value is determined in the manner described in note 29.

***ii) Other financial liabilities***

Other financial liabilities (including borrowings) are subsequently measured at amortized cost using the effective interest method.

***iii) Derecognition of financial liabilities***

Hudson derecognizes financial liabilities only when the obligations are discharged, cancelled or expired. The difference between the carrying amount of the financial liability derecognized and the consideration paid or payable is recognized in the consolidated statements of comprehensive income.

***iv) Offsetting of financial instruments***

Financial assets and financial liabilities are offset and the net amount is reported in the consolidated statement of financial position if there is a currently enforceable legal right to offset the recognized amounts and there is an intention to settle on a net basis, to realize the assets and settle the liabilities simultaneously.

2.4 CHANGES IN ACCOUNTING POLICY AND DISCLOSURES

**New and amended Standards and Interpretations**

The accounting policies adopted are consistent with those of the previous financial year, except for the revised Standards and the Interpretations adopted in these financial statements (effective January 1, 2018).

**IFRS 9**

**Financial Instruments**

IFRS 9 addresses the classification, measurement and derecognition of financial assets and financial liabilities, introduces new rules for hedge accounting and a new impairment model for financial assets.

**Phase 1:** Classification and measurement – determines how financial assets and financial liabilities are accounted for and measured on an ongoing basis.

At January 1, 2018, Hudson had no financial assets classified as available for sale, held-to-maturity or at fair value through OCI (FVOCI). The financial assets and liabilities are classified as fair value through profit or loss (FVTPL) and meet the criteria for this category as these do not include any non-derivative components. Hence there have not been any change to the accounting classification for Hudson's assets and liabilities.



**Phase 2:** Impairment – a new single expected loss impairment model is introduced that will require more timely recognition of expected credit losses.

The new impairment model requires the recognition of impairment provisions based on expected credit losses (ECL) rather than only incurred credit losses as was the case under the previous guidance. It applies to financial assets classified at amortized cost, debt instruments measured at FVOCI, contract assets under IFRS 15 Revenue from Contracts with Customers, lease receivables, loan commitments and certain financial guarantee contracts. Based on the assessments, no significant change in the allowances were identified, as the company has measured the credit risk in the past based on expected future losses.

**Phase 3:** Hedge accounting – the new model aligns the accounting treatment with risk management activities. Users of the financial statements will be provided with better information about risk management and the effect of hedge accounting on the financial statements.

Based on IFRS 9, more hedge relationships might be eligible for hedge accounting, as the standard introduces a more principles-based approach. Hudson's current hedge relationships qualify as continuing hedges upon the adoption of IFRS 9. In addition, Hudson started to designate the intrinsic value of foreign currency option contracts as hedging instruments going forward, which until December 31, 2017 have been accounted as derivatives at FVTPL. Changes in the fair value of foreign exchange forward contracts attributable to forward points, and in the time value of the option contracts, will in this case be deferred in new costs of hedging reserve OCI. Thereafter, the deferred amounts will be recycled against the related hedged transaction when it occurs.

Hudson has not utilized hedges in relation to changes in the fair value of foreign exchange forward contracts attributable to forward points at December 31, 2017.

Hudson did not identify any cases where the new classifications and measurements of financial assets and financial liabilities as introduced by IFRS 9 had any material impact on the current consolidated financial statements. The previous valuation and presentation of hedges were aligned with the requirements of IFRS 9. Furthermore the allowances for trade receivables have not increased due to the adoption of IFRS 9.

## **IFRS 15**

### **Revenue from contracts with customers**

IFRS 15 addresses revenue recognition and establishes principles for reporting useful information to users of financial statements about the nature, amount, timing and uncertainty of revenue and cash flows arising from an entity's contracts with customers. Revenue is recognized when a customer obtains control of goods or services and thus has the ability to direct the use and obtain the benefits from the goods or services.

The standard replaces IAS 18 Revenue and IAS 11 Construction Contracts and related interpretations. Hudson has analyzed the impact of the standard and has not identified any need for material changes to the revenue recognition approach.

Hudson considered the following aspects:

**Turnover**

Hudson Group recognizes net sales, and the related cost of goods sold, at the time when it sells and hands over directly at the stores to the traveler consumables or fashion products manufactured by third parties. The sale has to be settled in cash or credit card on delivery. Net sales are presented net of customary discounts or sales taxes. Credit card receivables have different contractual terms, but most of them are collectable within 4 days and consequently these are presented as cash equivalents. There are very limited returns of goods sold. Hudson's advertising income results from several distinctive marketing support activities, not affecting the costs of the goods. The income is recognized over time when the advertising services have been rendered.

There has been no impact on retained earnings as of January 1, 2018 after the adoption of IFRS 15.

### 3. CRITICAL ACCOUNTING JUDGMENTS AND KEY SOURCES OF ESTIMATION UNCERTAINTY

The preparation of Hudson's consolidated financial statements requires management to make judgments, estimates and assumptions that affect the reported amounts of income, expenses, assets and liabilities, and the disclosure of contingent liabilities, at the reporting date.

#### KEY SOURCES OF ESTIMATION UNCERTAINTY

The key assumptions concerning the future and other key sources of estimation include uncertainties at the reporting date, which may have a significant risk of causing a material adjustment to the carrying amounts of assets and liabilities within the current financial period, are discussed below.

##### **Impairment test of assets**

Hudson annually tests for impairment goodwill and intangible assets with indefinite useful lives and assesses those tangible or intangible assets with finite lives for impairment indications or when events arise which could indicate impairment. Where required, the company performs impairment tests which are based on the discounted value models of future cash flows. The underlying calculation requires the use of estimates. The comments and assumptions used for goodwill testing are disclosed in note 15.1.

##### **Concession rights**

Concession rights acquired in a business combination are measured at fair value as at the date of acquisition. The useful lives of operating concessions are assessed to be either finite or indefinite based on individual circumstances and are considering potential extensions. The useful lives of operating concessions are reviewed annually to determine whether the useful life assessment for those concessions continues to be sustainable.

##### **Income taxes**

Hudson is subject to income taxes in the United States, United Kingdom and Canada. Significant judgment is required in determining the worldwide provision for income taxes. There are many transactions and calculations for which the ultimate tax assessment is uncertain. Hudson recognizes liabilities for tax audit uncertainties based on estimates of whether additional taxes will be payable. Where the final tax outcome is different from the amounts that were initially recorded, such differences will impact the income tax provisions in the period in which such assessment is made. Further details are given in notes 13 and 26.

On December 22, 2017 the United States enacted a reform of the tax legislation that, among other elements, reduces the corporate federal income tax (CIT) rate from 35 % to 21 % and imposes in addition a "base erosion and anti-abuse tax" ("BEAT") on domestic corporations for payments done to foreign related persons in connection with tax deductible expenses. On December 13, 2018 the US tax authority issued draft regulations in relation to the new law. However, a number of uncertainties remain as to the interpretation and application of the provisions in the Tax Reform Legislation and draft regulations. In the absence of final guidance and clearer interpretation by the regulators on these issues, we used what we believe are reasonable interpretations and assumptions in interpreting and applying the tax reform legislation and draft regulations for purposes of determining our income tax payable and results of operations, which may change as we receive additional clarification and implementation guidance. It is also possible that the Internal Revenue Service could issue subsequent guidance or take positions on audit that differ from the interpretations and assumptions that we previously made, which could have a material adverse effect on our income tax liabilities, results of operations and financial condition. In addition, we may be subject to audits of our income, sales and other transaction taxes by the United Kingdom tax authorities, United States federal and state authorities and Canadian national and provincial authorities. Outcomes from these audits could have an adverse impact on our operating results and financial condition.

**Deferred tax assets**

Deferred tax assets are recognized for unused tax losses and deductible temporary differences to the extent that it is probable that taxable profit will be available against which the losses can be utilized. Management's judgment is required to determine the amount of deferred tax assets that can be recognized, based upon the likely timing and level of future taxable profits. Further details are given in note 26.

**Share-based payments**

Hudson measures the cost of equity settled transactions with employees by reference to the fair value of the equity instruments at the grant date. Estimating such fair values requires determining the most appropriate valuation model for a grant of equity instruments, which depends on the terms and conditions of the grant, as well as the most appropriate inputs to the valuation model including the expected probability that the triggering clauses will be met. The assumptions and models used are disclosed in note 21.3.

**Purchase price allocation**

The determination of the fair values of the identifiable assets (especially the concession rights) and the assumed liabilities, resulting from business combinations, is based on valuation techniques such as the discounted cash flow model. Some of the inputs to this model are partially based on assumptions and judgments.

**Consolidation of entities where Hudson has control, but holding only minority voting rights**

Hudson effectively controls certain entities, even when it holds less than the majority of the voting rights, when it is exposed to or has the rights to variable returns from the involvements with the investee and has the ability to affect those returns through its power over the entity. These indicators are evaluated at the time of first consolidation and reviewed when there are changes in the statutes or composition of the executive board of these entities.

#### 4. NEW AND REVISED STANDARDS AND INTERPRETATIONS ISSUED BUT NOT YET ADOPTED / EFFECTIVE

The standards and interpretations described below are expected to have an impact on Hudson's financial position, performance, and / or disclosures. Hudson intends to adopt these standards when they become effective.

##### **IFRS 16 - Leases (effective January 1, 2019)**

Hudson adopted the Standard as of January 1, 2019 under the modified retrospective approach.

IFRS 16 replaces IAS 17 and sets the principles for recognition, measurement, presentation of leases, and increases the disclosure requirements for lessees and lessors compared to IAS 17. IFRS 16 introduces a single lessee accounting model and requires a lessee to recognize right-of-use assets and lease liabilities for certain lease contracts.

To be considered as right-of-use asset, a lease agreement has to convey the right to control the use of an identified asset throughout the period of use in exchange for consideration the lessee has the right to obtain substantially all of the economic benefits from the use of the identified asset; and direct the use of the identified asset (i. e. direct how and for what purpose the asset is used). The lease term corresponds to the non-cancellable period of each contract, except in cases where Hudson is reasonably certain of exercising renewal options contractually foreseen. Right-of-use assets are generally capitalized at a value equivalent to the lease obligation at inception and depreciated over the useful life of the asset, except for leases with a useful life of less than 12 months and leases of low value assets.

The lease liability represents the net present value of lease payments over the lease term. The implied interest charge is presented as interest expense. Where these lease agreements do not specify a discount rate and as these subsidiaries are financed internally, Hudson uses a discount rate based on a risk free rates for the respective currency and lease terms, increased by individual company spread. The company made an assessment where the lease contains options to extend or terminate the lease. Initial direct costs for contracts signed in the past will not be recognized as part of the right-of-use asset at the date of initial application.

Short term leases with a duration of less than 12 months and low value leases, as well as those lease elements, partially or totally not complying with the principles of recognition defined by IFRS 16 will continue to be treated as operating leases i.e. recognized through the consolidated statements of comprehensive income when accrued.

The standard will mainly affect the accounting of:

##### **a) Concession leases**

Hudson enters into concession agreements with operators of airports, railway stations, etc. to operate retail stores, which in substance can be considered leases. These concession lease agreements contain complex features, which can include variable payment components (e.g. based on sales) and minimum annual guarantee payments (MAG), which can be fixed or variable depending on the contract terms. Such payment features are often determined on the basis of the individual circumstances of the parties to the contract and are unique to the particular contract. Management signs and renews a significant number of agreements every year with a typical duration of 5 to 10 years. These agreements do not contain a purchase option based on a residual value guarantee. In some cases, parts of the lease obligations are secured with bank guarantees. Hudson will capitalize all elements of these lease contracts in accordance with IFRS 16 when, at the commencement of the agreement, such commitments are fixed in the respective contractual terms or these commitments depend on an index or rate that can be estimated reliably. Payment obligations that cannot be reasonably projected, such as percentage of sales, will continue to be presented as variable lease expense. Hudson has identified a number of agreements in its portfolio which do not qualify for the principles of recognition defined by IFRS 16, i.e. they have minimum guaranteed payments based on non-predictable parameters or variables, such as actual number of passengers or a percentage of previous year's total lease payments. Such leases will continue to be presented similar to operating lease expense.

Additionally, we have concession subleases in which we act as lessor for a portion of our leased retail space to third party operators. Generally, the term of the sublease is the same duration as the main concession agreement. Therefore, we will recognize a lease receivable related to the fixed minimum payments due from the subtenant as a reduction of the initial right-of-use asset.

**b) Building leases**

Rental agreements for offices or warehouse buildings will usually qualify under IFRS 16 capitalization rules.

**c) Other leases**

Hudson may also enter into other lease agreements for other assets, which in accordance with IFRS 16 may qualify for capitalization of leases.

On January 1, 2019, Hudson adopted IFRS 16 and recognized USD 1,067 million in right-of-use assets, USD 9 million in sublease receivables and USD 1,075 million in lease liabilities. The right-of-use asset amount includes the existing prepaid concession fees and accrued lease expense. The capitalized fixed lease payments represent approximately 50% of the expected total payments under the leases, including variable rent. Compared to IAS 17, mainly concession fees and premises expense will be reduced by USD 234 million, which will be compensated by increases in depreciation of right-of-use assets and interest expense of USD 258 million resulting in an overall negative impact on net profit of USD 19 million for the year ended 2018. The operating cash flow would have increased and the financing cash flow would decreased as the payment of the lease obligation of USD 234 million would have been classified as cash flow used in financing activities.

In 2018, Hudson recognized lease expenses of USD 423 (2017: USD 399) million as concession fees and rents (selling expenses) and USD 18 (2017: USD 15) million as premise expenses (general expenses), as well as concession fee rental income of USD 13 (2017: USD 12) million, in the consolidated statements of comprehensive income.

Unless specified in the respective contract, Hudson uses discount rates based on duration and currencies, of which the weighted average at January 1, 2019 was approximately 4.58 %.

Amendments that are considered to be insignificant:

**Sale or Contribution of Assets between an Investor and its Associate or Joint venture (proposed amendments to IFRS 10 and IAS 28)**

(effective date not yet defined by IASB)

The gain or loss resulting from the sale to or contribution from an associate of assets that constitute a business as defined in IFRS 3 is recognized in full. The gain or loss resulting from the sale to or contribution from a subsidiary that does not constitute a business as defined in IFRS 3 (i. e. not a group of assets conforming a business) to an associate is recognized only to the extent of unrelated investors' interests in the associate.

**IFRIC Interpretation 23 - Uncertainty over Income Tax Treatments**

(effective January 1, 2019)

The interpretation is to be applied to the determination of taxable profit (tax loss), tax bases, unused tax losses, unused tax credits and tax rates, when there is uncertainty over income tax treatments under IAS 12.

- An entity is required to use judgment to determine whether each tax treatment should be considered independently or whether some tax treatments should be considered together. The decision should be based on which approach provides better predictions of the resolution of the uncertainty.
- An entity is to assume that a taxation authority with the right to examine any amounts reported to it will examine those amounts and will have full knowledge of all relevant information when doing so.
- An entity has to consider whether it is probable that the relevant authority will accept each tax treatment, or group of tax treatments, that it used or plans to use in its income tax filing. If the entity concludes that it is probable that a particular tax treatment is accepted, the entity has to determine taxable profit (tax loss), tax bases, unused tax losses, unused tax credits or tax rates consistently with the tax treatment included in its income tax filings. If the entity concludes that it is not probable that a particular tax treatment is accepted, the entity has to use the most likely amount or the expected value of the tax treatment when determining taxable profit (tax loss), tax bases, unused tax losses, unused tax credits and tax rates. The decision should be based on which method provides better predictions of the resolution of the uncertainty.

**Amendments to IFRS 9 - Prepayment Features with Negative Compensation**

(effective January 1, 2019)

This refers to the classification and measurement of a debt instrument if the borrower was permitted to prepay the instrument at an amount less than the unpaid principal and interest owed. The amendment to IFRS 9 enables companies to measure some prepayable financial assets at amortized cost.

**Amendments to IAS 28 - Long-term interests in Associates and Joint Ventures**

(effective January 1, 2019)

Clarification that IFRS 9, including its impairment requirements, applies to long-term interests in an associate or joint venture that form part of the net investment in the associate or joint venture, if the equity method is not applied.

### **Amendments to IAS 19 - Plan Amendment, Curtailment or Settlement**

(effective January 1, 2019)

- If a plan amendment, curtailment or settlement occurs, it is now mandatory that the current service cost and the net interest for the period after the remeasurement are determined using the assumptions used for the remeasurement.
- Clarification of the effect of a plan amendment, curtailment or settlement on the requirements regarding the asset ceiling.

### **Annual Improvements to IFRS Standards 2015–2017 Cycle issued December 2017**

(effective January 1, 2019)

Contain the following amendments to IFRSs:

#### **– IFRS 3 Business Combinations and IFRS 11 Joint Arrangements**

The amendments to IFRS 3 clarify that when an entity obtains control of a business that is a joint operation, it remeasures previously held interests in that business. The amendments to IFRS 11 clarify that when an entity obtains joint control of a business that is a joint operation, the entity does not remeasure previously held interests in that business.

#### **– IAS 12 Income Taxes**

The amendments clarify that the requirements in the former paragraph 52B (to recognise the income tax consequences of dividends where the transactions or events that generated distributable profits are recognised) apply to all income tax consequences of dividends by moving the paragraph away from paragraph 52A that only deals with situations where there are different tax rates for distributed and undistributed profits.

#### **– IAS 23 Borrowing Costs**

The amendments clarify that if any specific borrowing remains outstanding after the related asset is ready for its intended use or sale, that borrowing becomes part of the funds that an entity borrows generally when calculating the capitalisation rate on general borrowings.

### **The Conceptual Framework for Financial Reporting (effective January 1, 2020)**

The revised Conceptual Framework introduces the following main improvements:

#### **New definitions**

- **Measurement**  
Concepts on measurement, including factors to be considered when selecting a measurement basis
- **Presentation and disclosure**  
Concepts on presentation and disclosure, including when to classify income and expenses in other comprehensive income
- **Derecognition**  
Guidance on when assets and liabilities are removed from financial statements
- **Definitions**  
Definitions of an asset and a liability

#### **Updated criteria**

- Recognition criteria for including assets and liabilities in financial statements

#### **Clarified items**

Prudence, Stewardship, Measurement, Uncertainty and Substance over form

### **Amendments to IFRS 3 – Business Combinations (effective January 1, 2020)**

The amended definition of business assists in whether an acquisition made is of a business or group of assets.



## 5. SEGMENT INFORMATION

Hudson consists of one operating segment "Travel Retail Operations" for which reports are submitted to the Group Executive Committee, being the Chief Operating Decision Maker (CODM). These reports form the basis for the evaluation of performance and allocation of resources.

Hudson generates turnover from selling a wide range of products in its duty-paid or duty-free stores that are mainly located at airports, commuter terminals, hotels, landmarks or tourist destinations. Refer to note 6 for a split of net sales by product category, market sector and sales channel.

### Net Sales by Country

IN MILLIONS OF USD	2018	2017	2016
US	1,523.9	1,420.9	1,359.1
Canada	356.0	339.9	291.0
<b>Total</b>	<b>1,879.9</b>	<b>1,760.8</b>	<b>1,650.1</b>

### Non-Current Assets by Country

(excluding investments in associates and deferred taxes)

IN MILLIONS OF USD	31.12.2018	31.12.2017
US	511.2	558.8
Canada	375.9	416.8
<b>Total</b>	<b>887.1</b>	<b>975.6</b>

We refer to the annex List of subsidiaries to identify where each subsidiary operates.

## 6. TURNOVER

IN MILLIONS OF USD	2018	2017	2016
Net sales	1,879.9	1,760.8	1,650.1
Advertising income	44.3	41.7	37.1
<b>Turnover</b>	<b>1,924.2</b>	<b>1,802.5</b>	<b>1,687.2</b>

### NET SALES BREAKDOWN

#### Net sales by product category

IN MILLIONS OF USD	2018	2017	2016
Confectionery, Food and Catering	709.0	628.0	572.3
Perfumes and Cosmetics	279.0	258.4	226.3
Fashion, Leather and Baggage	231.0	220.1	183.3
Literature and Publications	166.7	175.6	192.5
Watches, Jewelry and Accessories	109.1	115.5	86.2
Electronics	94.6	87.7	78.5
Wine and Spirits	92.3	88.0	75.3
Tobacco goods	56.7	52.2	47.4
Other product categories	141.5	135.3	188.3
<b>Total</b>	<b>1,879.9</b>	<b>1,760.8</b>	<b>1,650.1</b>

#### Net sales by market sector

IN MILLIONS OF USD	2018	2017	2016
Duty-paid	1,431.8	1,334.4	1,284.0
Duty-free	448.1	426.4	366.1
<b>Total</b>	<b>1,879.9</b>	<b>1,760.8</b>	<b>1,650.1</b>

#### Net sales by channel

IN MILLIONS OF USD	2018	2017	2016
Airports	1,780.3	1,662.6	1,565.9
Downtown and hotel shops	45.8	43.1	29.5
Railway stations and other	53.8	55.1	54.7
<b>Total</b>	<b>1,879.9</b>	<b>1,760.8</b>	<b>1,650.1</b>

## 7. SELLING EXPENSES

IN MILLIONS OF USD	2018	2017	2016
Concession fees and rents (note 28)	(423.1)	(399.1)	(375.3)
Credit card commissions	(33.0)	(29.0)	(27.7)
Advertising and commission expenses	(1.7)	(0.9)	(0.8)
Packaging materials	(2.2)	(2.5)	(2.3)
Other selling expenses	(3.0)	(3.3)	(3.4)
<b>Selling expenses</b>	<b>(463.0)</b>	<b>(434.8)</b>	<b>(409.5)</b>
Concession and rental income (note 28)	12.5	11.6	11.9
Commercial services and other selling income	5.2	2.0	1.9
<b>Selling income</b>	<b>17.7</b>	<b>13.6</b>	<b>13.8</b>
<b>Total</b>	<b>(445.3)</b>	<b>(421.2)</b>	<b>(395.7)</b>

## 8. PERSONNEL EXPENSES

IN MILLIONS OF USD	2018	2017	2016
Salaries and wages	(329.6)	(298.4)	(270.3)
Social security expenses	(46.1)	(43.0)	(38.5)
Retirement benefits	(0.7)	(0.8)	(0.6)
Other personnel expenses	(34.7)	(29.1)	(28.0)
<b>Total</b>	<b>(411.1)</b>	<b>(371.3)</b>	<b>(337.4)</b>

Full time equivalents (FTE - unaudited)	9,372	8,894	8,485
---	-------	-------	-------

## 9. GENERAL EXPENSES

IN MILLIONS OF USD	2018	2017	2016
Franchise fees and commercial services	(29.0)	(63.2)	(62.5)
Legal, audit and other fees	(20.4)	(13.5)	(11.7)
Premises	(18.0)	(14.9)	(16.3)
Repairs, maintenance and utilities	(17.0)	(17.1)	(15.5)
Office and admin expenses	(14.4)	(16.2)	(14.6)
Travel, entertainment and representation	(11.8)	(11.7)	(11.6)
Taxes other than income taxes	(7.9)	(7.1)	(8.4)
IT expenses	(6.2)	(6.3)	(4.6)
Insurances	(4.0)	(2.2)	(2.2)
PR and advertising	(1.8)	(3.2)	(2.7)
Bank expenses	(0.9)	(1.5)	(1.8)
<b>Total</b>	<b>(131.4)</b>	<b>(156.9)</b>	<b>(151.9)</b>

## 10. DEPRECIATION, AMORTIZATION AND IMPAIRMENT

IN MILLIONS OF USD	2018	2017	2016
Depreciation (note 14)	(69.2)	(64.5)	(61.4)
Impairment <sup>1</sup> (note 14)	(14.6)	(0.2)	-
<b>Subtotal</b>	<b>(83.8)</b>	<b>(64.7)</b>	<b>(61.4)</b>
Amortization (note 15)	(45.1)	(44.0)	(42.3)
<b>Subtotal</b>	<b>(45.1)</b>	<b>(44.0)</b>	<b>(42.3)</b>
<b>Total</b>	<b>(128.9)</b>	<b>(108.7)</b>	<b>(103.7)</b>

1 In 2018, Hudson impaired fixed assets related to locations that were performing below expectations. The aggregate recoverable amount for affected locations of USD 10.0 million, was based on value in use and determined at the cash-generating unit level.

## 11. OTHER OPERATIONAL RESULT

This line includes non-recurring transactions, impairments of financial assets and changes in provisions.

IN MILLIONS OF USD	2018	2017	2016
Closing or restructuring of operations	(3.5)	(2.7)	(8.3)
Litigation reserves	(2.8)	(0.5)	(0.9)
Losses on sale of non-current assets	(1.5)	(3.3)	(2.0)
Impairment of loans and other receivables	(1.3)	(0.9)	(1.4)
Project-related costs	(0.7)	(3.4)	-
Consulting fees, expenses related to projects and start-up expenses	(0.6)	(0.2)	(0.3)
Other operating expenses	(2.0)	(3.2)	(1.4)
<b>Other operational expenses</b>	<b>(12.4)</b>	<b>(14.2)</b>	<b>(14.3)</b>

IN MILLIONS OF USD	2018	2017	2016
Recovery of write offs / release of allowances / debt waiver	-	9.4	4.0
Insurance - compensation for losses	-	0.1	0.1
Gain on sale of non-current assets	-	-	0.1
Other operating income	1.5	1.0	0.8
<b>Other operational income</b>	<b>1.5</b>	<b>10.5</b>	<b>5.0</b>

IN MILLIONS OF USD	2018	2017	2016
Other operational expenses	(12.4)	(14.2)	(14.3)
Other operational income	1.5	10.5	5.0
<b>Other operational result</b>	<b>(10.9)</b>	<b>(3.7)</b>	<b>(9.3)</b>

## 12. INTEREST

IN MILLIONS OF USD	2018	2017	2016
<b>EXPENSES ON FINANCIAL LIABILITIES</b>			
Interest expense	(30.2)	(29.4)	(29.1)
Other financial expenses	(0.4)	(0.5)	(0.5)
<b>Interest expense on financial liabilities</b>	<b>(30.6)</b>	<b>(29.9)</b>	<b>(29.6)</b>
<b>EXPENSES ON NON-FINANCIAL LIABILITIES</b>			
Interest expense	(0.4)	(0.3)	(0.2)
<b>Total interest expense</b>	<b>(31.0)</b>	<b>(30.2)</b>	<b>(29.8)</b>
<b>INCOME ON FINANCIAL ASSETS</b>			
Interest income	2.5	1.8	2.0
Other financial income	-	0.1	0.1
<b>Interest income on financial assets</b>	<b>2.5</b>	<b>1.9</b>	<b>2.1</b>
<b>Total interest income</b>	<b>2.5</b>	<b>1.9</b>	<b>2.1</b>

## 13. INCOME TAXES

### INCOME TAX RECOGNIZED IN THE CONSOLIDATED STATEMENT OF COMPREHENSIVE INCOME

IN MILLIONS OF USD	2018	2017	2016
<b>Current income taxes</b>	<b>(9.8)</b>	<b>(8.5)</b>	<b>(8.4)</b>
of which corresponding to the current period	(9.8)	(8.5)	(7.3)
of which adjustments recognized in relation to prior years	-	-	(1.1)
<b>Deferred income taxes</b>	<b>6.8</b>	<b>(34.4)</b>	<b>42.7</b>
of which related to the origination or reversal of temporary differences	(4.9)	5.8	10.3
of which adjustments recognized in relation to prior years <sup>1</sup>	10.7	-	32.4
of which adjustments due to change in tax rates	1.0	(40.2)	-
<b>Total</b>	<b>(3.0)</b>	<b>(42.9)</b>	<b>34.3</b>

<sup>1</sup> In 2018, deferred income tax in relation to prior years of USD 10.7 million refers mainly to reversals of allowances on deferred tax assets in connection with US tax losses carry forward (see note 26).

IN MILLIONS OF USD	2018	2017	2016
Profit before tax	68.8	32.3	15.5
Expected tax rate in %	26.8%	35.2%	36.2%
Tax at the expected rate	(18.4)	(11.3)	(5.6)
EFFECT OF			
Different tax rates for subsidiaries in other jurisdictions	0.2	0.5	(0.2)
Effect of changes in tax rates on previously recognized deferred tax assets and liabilities	1.0	(40.2)	-
Non-deductible expenses	(2.3)	0.3	(0.5)
Net change of unrealized tax losses carry forward	-	(2.0)	(4.1)
Adjustments recognized in relation to prior year <sup>1</sup>	10.7	-	31.3
Income taxed in non-controlling interest holders	9.7	11.2	10.1
Other items <sup>2</sup>	(3.9)	(1.4)	3.3
<b>Total</b>	<b>(3.0)</b>	<b>(42.9)</b>	<b>34.3</b>

1 In 2018, deferred tax income in relation to prior years of USD 10.7 million refers mainly to reversals of allowances on deferred tax assets in connection with US tax losses carry forward.

2 Other items of USD 3.9 million consist mainly of US state taxes and charges under the new BEAT regulation.

The expected corporate income tax rate in % approximates the average income tax rate of the where the Group is active, weighted by the operating profit of the respective operations. For 2018, there have been no significant changes in these income tax rates and the change in the expected tax rate is a result of the US tax reform enacted in 2017. The tax expense of USD 3.3 million in 2018 was impacted by a tax benefit of USD 10.7 million from adjustments in relation to prior years primarily related to the release of valuation allowance against certain tax losses carry forward. This was offset by tax expense of USD 3.9 million primarily relating to the Base Erosion Anti Avoidance Tax and additional state tax liabilities. In December 2017, a significant decrease of the US federal income tax rate was enacted, applicable for the year 2018 and onwards. The reduction in the U.S. federal corporate income tax rate from 35 % to 21 % resulted in a net downward adjustment of USD 40.2 million in relation to deferred taxes in 2017.

14. PROPERTY, PLANT AND EQUIPMENT

2018 IN MILLIONS OF USD	BUILDINGS & LEASEHOLD IMPROVEMENTS	FURNITURE FIXTURES	COMPUTER HARDWARE	VEHICLES	WORK IN PROGRESS	TOTAL
AT COST						
<b>Balance at January 1</b>	<b>251.2</b>	<b>194.3</b>	<b>38.9</b>	<b>4.1</b>	<b>20.1</b>	<b>508.6</b>
Additions (note 14.1)	10.2	4.3	6.4	0.5	46.3	67.7
Disposals	(10.3)	(8.8)	(0.7)	(0.2)	-	(20.0)
Reclassification within classes	22.9	14.7	5.5	-	(43.1)	-
Reclassification to intangible assets	-	-	(2.1)	-	-	(2.1)
Currency translation adjustments	(3.6)	(1.0)	(0.4)	-	(1.2)	(6.2)
<b>Balance at December 31</b>	<b>270.4</b>	<b>203.5</b>	<b>47.6</b>	<b>4.4</b>	<b>22.1</b>	<b>548.0</b>
ACCUMULATED DEPRECIATION						
<b>Balance at January 1</b>	<b>(115.9)</b>	<b>(97.1)</b>	<b>(23.0)</b>	<b>(2.9)</b>	<b>-</b>	<b>(238.9)</b>
Additions (note 10)	(33.4)	(28.8)	(6.6)	(0.4)	-	(69.2)
Disposals	9.3	8.2	0.6	0.2	-	18.3
Reclassification within classes	(0.6)	0.6	-	-	-	-
Currency translation adjustments	2.5	1.3	0.4	-	-	4.2
<b>Balance at December 31</b>	<b>(138.1)</b>	<b>(115.8)</b>	<b>(28.6)</b>	<b>(3.1)</b>	<b>-</b>	<b>(285.6)</b>
IMPAIRMENT						
<b>Balance at January 1</b>	<b>(3.5)</b>	<b>(1.3)</b>	<b>-</b>	<b>-</b>	<b>-</b>	<b>(4.8)</b>
Impairment (note 10)	(8.0)	(6.3)	(0.3)	-	-	(14.6)
<b>Balance at December 31</b>	<b>(11.5)</b>	<b>(7.6)</b>	<b>(0.3)</b>	<b>-</b>	<b>-</b>	<b>(19.4)</b>
CARRYING AMOUNT						
<b>At December 31, 2018</b>	<b>120.8</b>	<b>80.1</b>	<b>18.7</b>	<b>1.3</b>	<b>22.1</b>	<b>243.0</b>

2017 IN MILLIONS OF USD	BUILDINGS & LEASEHOLD IMPROVEMENTS	FURNITURE FIXTURES	COMPUTER HARDWARE	VEHICLES	WORK IN PROGRESS	TOTAL
AT COST						
<b>Balance at January 1</b>	<b>226.6</b>	<b>182.2</b>	<b>28.1</b>	<b>3.8</b>	<b>20.0</b>	<b>460.7</b>
Additions (note 14.1)	13.4	8.4	6.5	0.5	47.5	76.3
Disposals	(20.8)	(10.7)	(0.5)	(0.3)	-	(32.3)
Reclassification within classes	29.3	12.7	5.6	0.1	(47.7)	-
Reclassification to intangible assets	-	-	(1.0)	-	-	(1.0)
Currency translation adjustments	2.7	1.7	0.2	-	0.3	4.9
<b>Balance at December 31</b>	<b>251.2</b>	<b>194.3</b>	<b>38.9</b>	<b>4.1</b>	<b>20.1</b>	<b>508.6</b>
ACCUMULATED DEPRECIATION						
<b>Balance at January 1</b>	<b>(98.6)</b>	<b>(80.5)</b>	<b>(18.0)</b>	<b>(2.7)</b>	<b>-</b>	<b>(199.8)</b>
Additions (note 10)	(31.8)	(27.6)	(4.7)	(0.4)	-	(64.5)
Disposals	18.2	9.6	0.4	0.3	-	28.5
Reclassification within classes	(2.1)	2.6	(0.5)	-	-	-
Currency translation adjustments	(1.6)	(1.2)	(0.2)	(0.1)	-	(3.1)
<b>Balance at December 31</b>	<b>(115.9)</b>	<b>(97.1)</b>	<b>(23.0)</b>	<b>(2.9)</b>	<b>-</b>	<b>(238.9)</b>
IMPAIRMENT						
<b>Balance at January 1</b>	<b>(3.3)</b>	<b>(1.3)</b>	<b>-</b>	<b>-</b>	<b>-</b>	<b>(4.6)</b>
Impairment (note 10)	(0.2)	-	-	-	-	(0.2)
<b>Balance at December 31</b>	<b>(3.5)</b>	<b>(1.3)</b>	<b>-</b>	<b>-</b>	<b>-</b>	<b>(4.8)</b>
CARRYING AMOUNT						
<b>At December 31, 2017</b>	<b>131.8</b>	<b>95.9</b>	<b>15.9</b>	<b>1.2</b>	<b>20.1</b>	<b>264.9</b>

#### 14.1 CASH FLOW USED FOR PURCHASE OF PROPERTY, PLANT AND EQUIPMENT

IN MILLIONS OF USD	2018	2017	2016
Payables for capital expenditure at the beginning of the period	(11.1)	(14.4)	(10.7)
Additions of property, plant and equipment (note 14)	(67.7)	(76.3)	(92.4)
Payables for capital expenditure at the end of the period	13.6	11.1	14.4
Currency translation adjustments	0.1	-	0.4
<b>Total Cash Flow</b>	<b>(65.1)</b>	<b>(79.6)</b>	<b>(88.3)</b>



15. INTANGIBLE ASSETS AND GOODWILL

2018 IN MILLIONS OF USD	CONCESSION RIGHTS	OTHER	TOTAL	GOODWILL
AT COST				
<b>Balance at January 1</b>	<b>534.8</b>	<b>39.8</b>	<b>574.6</b>	<b>331.2</b>
Additions	-	4.2	4.2	-
Disposals	(0.1)	(0.1)	(0.2)	-
Reclassification from property, plant & equipment	-	2.1	2.1	-
Currency translation adjustments	(18.6)	-	(18.6)	(16.2)
<b>Balance at December 31</b>	<b>516.1</b>	<b>46.0</b>	<b>562.1</b>	<b>315.0</b>
ACCUMULATED DEPRECIATION				
<b>Balance at January 1</b>	<b>(188.9)</b>	<b>(31.1)</b>	<b>(220.0)</b>	<b>-</b>
Additions (note 10)	(39.3)	(5.8)	(45.1)	-
Currency translation adjustments	4.5	0.1	4.6	-
<b>Balance at December 31</b>	<b>(223.7)</b>	<b>(36.8)</b>	<b>(260.5)</b>	<b>-</b>
CARRYING AMOUNT				
<b>At December 31, 2018</b>	<b>292.4</b>	<b>9.2</b>	<b>301.6</b>	<b>315.0</b>

2017 IN MILLIONS OF USD	CONCESSION RIGHTS	OTHER	TOTAL	GOODWILL
<b>AT COST</b>				
<b>Balance at January 1</b>	<b>514.1</b>	<b>36.7</b>	<b>550.8</b>	<b>317.9</b>
Additions	2.7	5.5	8.2	-
Reclassification from property, plant & equipment	-	1.0	1.0	-
Currency translation adjustments	18.0	(3.4)	14.6	13.3
<b>Balance at December 31</b>	<b>534.8</b>	<b>39.8</b>	<b>574.6</b>	<b>331.2</b>
<b>ACCUMULATED DEPRECIATION</b>				
<b>Balance at January 1</b>	<b>(148.1)</b>	<b>(29.4)</b>	<b>(177.5)</b>	<b>-</b>
Additions (note 10)	(39.2)	(4.8)	(44.0)	-
Currency translation adjustments	(1.6)	3.1	1.5	-
<b>Balance at December 31</b>	<b>(188.9)</b>	<b>(31.1)</b>	<b>(220.0)</b>	<b>-</b>
<b>CARRYING AMOUNT</b>				
<b>At December 31, 2017</b>	<b>345.9</b>	<b>8.7</b>	<b>354.6</b>	<b>331.2</b>

## 15.1 IMPAIRMENT TEST

Goodwill is subject to impairment testing each year. Concession rights with finite useful lives are tested for impairment whenever events or circumstances indicate that the carrying amount may not be recoverable.

### 15.1.1 Impairment test of goodwill

For the purpose of impairment testing, goodwill recognized from business combinations has been allocated to a group of cash generating units (CGUs) which represents Hudson Group's only operating segment "Travel Retail Operations" and amounts to USD 315.0 million.

The recoverable amount of the group of CGUs is determined based on value-in-use calculations which require the use of assumptions (see table with key assumptions below). The calculation uses cash flow projections based on financial forecasts approved by the management covering a five-year period. Cash flows beyond the five-year period are extrapolated using a steady growth rate that does not exceed the long-term average growth rate for the respective market and is consistent with forecasted growth included in the travel related retail industry reports.

The key assumptions (in %) used for determining the recoverable amounts of goodwill in Hudson Group are:

POST TAX DISCOUNT RATES		PRE TAX DISCOUNT RATES		GROWTH RATES FOR NET SALES	
2018	2017	2018	2017	2018	2017
7.58	7.27	9.39	8.79	2.9-3.6	4.3-5.6

As basis for the calculation of these discount rates, the Group uses the weighted average cost of capital, based on risk free interest rates derived from the past 5 year average of prime 10-year USD bonds rates: 2.18 % (2017: 2.23 %).

For the calculation of the discount rates and WACC (weighted average cost of capital), the Group used the following re-levered beta:

	2018	2017
Beta factor	0.82	0.85

### 15.1.2 Key assumptions used for value-in-use calculations

The calculation of value-in-use is most sensitive to the following assumptions:

- Sales growth
- Growth rate used to extrapolate
- Gross margin and suppliers prices
- Concession fee levels
- Discount rates

#### Sales growth

Sales growth is based on statistics published by external experts, such as ACI (Airports Council International) to estimate the development of passenger traffic per country where Hudson is active. For the budget year, the management also takes into consideration specific price inflation factors of the country, the cross currency effect and the expected potential changes to capture clients (penetration) per business unit.

#### Growth rates used to extrapolate

For the period after 5 years, Hudson has used a growth rate of 1.0 % (2017: 2.0 %) to extrapolate the cash flow projections.

#### Gross margins

The expected gross margins are based on average product assortment values estimated by the management for the budget 2019. These values are maintained over the planning period or where specific actions are planned and have been increased or decreased by up to 1 % over the 5 year planning horizon compared to the historical data. The gross margin is also affected by supplier's prices. Estimates are obtained from global negotiations held with the main suppliers for the products and countries for which products are sourced, as well as data relating to specific commodities during the months before the budget.

#### Concession fee levels

These assumptions regarding the concession fee evolution are important and monitored in the specific market as well as the renewal conditions and competitor behavior where the CGU is active. For a CGU subject to a value-in-use calculation, the management expects the competitive position to remain stable over the budget period.

#### Discount rates

Several factors affect the discount rates:

- For the financial debt part, the rate is based on the average interest of the past 5 years of the respective ten-year government bond and is increased by the Group's effective bank spread and adjusted by the effective tax rate and country risk of the CGU.
- For the equity part, a 5 % equity risk premium is added to the base rate commented above and adjusted by beta peer group.

The same methodology is used by the management to determine the discount rate used in discounted cash flow (DCF) valuations, which are a key instrument to assess business potential of new or additional investment proposals.

#### Sensitivity to changes in assumptions

Management believes that any reasonably possible change (+ /- 1 %) in the key assumptions, on which the recoverable amounts are based, would not cause the respective recoverable amount to fall below the carrying amount.

## 16. INVESTMENTS IN ASSOCIATES

This includes Nuance Group (Chicago) LLC which operates four duty-free stores at O'Hare International Airport of Chicago in Illinois, USA, and Midway Partnership LLC operating duty paid stores at Chicago Midway International Airport.

Both investments are accounted for using the equity method.

### Summarized statement of financial position

IN MILLIONS OF USD	31.12.2018	31.12.2018	31.12.2018	31.12.2017	31.12.2017	31.12.2017
	NUANCE GROUP (CHICAGO) LLC	MIDWAY PARTNERSHIP LLC		TOTAL	NUANCE GROUP (CHICAGO) LLC	
Cash and cash equivalents	1.1	1.9	3.0	2.6	1.4	4.0
Other current assets	4.6	3.1	7.7	4.0	2.7	6.7
Non-current assets	2.8	7.2	7.3	3.0	1.0	4.0
Other current liabilities	(3.9)	(2.4)	(3.6)	(3.9)	(2.9)	(6.8)
<b>Net assets</b>	<b>4.6</b>	<b>9.8</b>	<b>14.4</b>	<b>5.7</b>	<b>2.2</b>	<b>7.9</b>
Proportion of Hudson's ownership	35.0%	50.0%		35.0%	50.0%	
<b>Hudson's share of the equity</b>	<b>1.6</b>	<b>4.9</b>	<b>6.5</b>	<b>2.0</b>	<b>1.1</b>	<b>3.1</b>

### Summarized statement of comprehensive income

2018 IN MILLIONS OF USD	NUANCE GROUP	MIDWAY	TOTAL
	(CHICAGO) LLC	PARTNERSHIP LLC	
Turnover	19.6	21.7	41.3
Depreciation, amortization and impairment	(0.1)	-	(0.1)
<b>Net profit for the year</b>	<b>(1.0)</b>	<b>0.9</b>	<b>(0.1)</b>
<b>Total comprehensive income</b>	<b>(1.0)</b>	<b>0.9</b>	<b>(0.1)</b>
HUDSON'S SHARE IN PERCENTAGE	35.0	50.0	
Net profit for the year	(0.4)	0.5	0.1
<b>Total comprehensive income</b>	<b>(0.4)</b>	<b>0.5</b>	<b>0.1</b>

2017 IN MILLIONS OF USD	NUANCE GROUP	MIDWAY	TOTAL
	(CHICAGO) LLC	PARTNERSHIP LLC	
Turnover	18.7	15.1	33.8
Depreciation, amortization and impairment	(0.1)	-	(0.1)
<b>Net profit for the year</b>	<b>(1.0)</b>	<b>0.2</b>	<b>(0.8)</b>
<b>Total comprehensive income</b>	<b>(1.0)</b>	<b>0.2</b>	<b>(0.8)</b>
HUDSON'S SHARE IN PERCENTAGE	35.0	50.0	
Net profit for the year	(0.4)	0.1	(0.3)
<b>Total comprehensive income</b>	<b>(0.4)</b>	<b>0.1</b>	<b>(0.3)</b>

2016 IN MILLIONS OF USD	NUANCE GROUP	MIDWAY	TOTAL
	(CHICAGO) LLC	PARTNERSHIP LLC	
Turnover	20.0	-	20.0
Depreciation, amortization and impairment	(0.1)	-	(0.1)
<b>Net profit for the year</b>	<b>(2.1)</b>	<b>-</b>	<b>(2.1)</b>
<b>Total comprehensive income</b>	<b>(2.1)</b>	<b>-</b>	<b>(2.1)</b>
HUDSON'S SHARE IN PERCENTAGE	35.0		
Net profit for the year	(0.7)	-	(0.7)
<b>Total comprehensive income</b>	<b>(0.7)</b>	<b>-</b>	<b>(0.7)</b>

The information above reflects the amounts presented in the financial statements of the associates (other than Hudson's share of amounts) adjusted for differences in accounting policies between the associates and Hudson.

#### Reconciliation of the carrying amount of investments

IN MILLIONS OF USD	NUANCE GROUP (CHICAGO) LLC	MIDWAY PARTNERSHIP LLC	TOTAL
Net profit	(0.7)	-	(0.7)
Dividends received	(0.2)	-	(0.2)
<b>Carrying value at December 31, 2016</b>	<b>2.4</b>	<b>-</b>	<b>2.4</b>
Contribution to new partnership	-	1.0	1.0
Net profit	(0.4)	0.1	(0.3)
<b>Carrying value at December 31, 2017</b>	<b>2.0</b>	<b>1.1</b>	<b>3.1</b>
Additions	-	3.3	3.3
Net profit	(0.4)	0.5	0.1
<b>Carrying value at December 31, 2018</b>	<b>1.6</b>	<b>4.9</b>	<b>6.5</b>

#### 17. OTHER NON-CURRENT ASSETS

IN MILLIONS OF USD	31.12.2018	31.12.2017
Loans and contractual receivables	27.0	24.4
Guarantee deposits	3.4	2.5
Other	0.1	0.1
<b>Subtotal</b>	<b>30.5</b>	<b>27.0</b>
Allowances	(3.1)	(2.1)
<b>Total</b>	<b>27.4</b>	<b>24.9</b>

#### MOVEMENT IN ALLOWANCES

IN MILLIONS OF USD	2018	2017
<b>Balance at January 1</b>	<b>(2.1)</b>	<b>(3.8)</b>
Creation	(2.7)	(0.3)
Utilization	1.7	2.0
<b>Balance at December 31</b>	<b>(3.1)</b>	<b>(2.1)</b>

## 18. INVENTORIES

IN MILLIONS OF USD	31.12.2018	31.12.2017
Purchased inventories at cost	198.4	192.4
Inventory allowance	(7.7)	(6.4)
<b>Total</b>	<b>190.7</b>	<b>186.0</b>

### CASH FLOWS USED FOR INCREASE / FROM DECREASE IN INVENTORIES

IN MILLIONS OF USD	2018	2017	2016
Balance at January 1	192.4	171.7	155.4
Balance at December 31	198.4	192.4	171.7
<b>Gross change - at cost</b>	<b>(6.0)</b>	<b>(20.7)</b>	<b>(16.3)</b>
Utilization of allowances (in 2016: other cash flow effects)	(1.4)	(8.9)	0.5
Currency translation adjustments	(4.6)	2.7	1.6
<b>Cash Flow – (Increase) /decrease in inventories</b>	<b>(12.0)</b>	<b>(26.9)</b>	<b>(14.2)</b>

Cost of sales includes inventories written down to net realizable value and inventory losses of USD 6.8 (2017: USD 8.5) million.

## 19. TRADE RECEIVABLES

IN MILLIONS OF USD	31.12.2018	31.12.2017
Trade receivables, gross	1.3	5.3
Allowances	-	(0.7)
<b>Trade receivables, net</b>	<b>1.3</b>	<b>4.6</b>

### AGING ANALYSIS OF TRADE RECEIVABLES

IN MILLIONS OF USD	31.12.2018	31.12.2017
Not due	0.7	0.7

### OVERDUE

Up to 30 days	0.3	0.6
31 to 60 days	0.2	-
61 to 90 days	-	0.8
More than 90 days	0.1	3.2
<b>Total overdue</b>	<b>0.6</b>	<b>4.6</b>
<b>Trade receivables, gross</b>	<b>1.3</b>	<b>5.3</b>

### MOVEMENT IN ALLOWANCES

IN MILLIONS OF USD	2018	2017
<b>Balance at January 1</b>	<b>(0.7)</b>	<b>(0.2)</b>
Creation	-	(0.4)
Release	0.6	-
Currency translation adjustments	0.1	(0.1)
<b>Balance at December 31</b>	<b>-</b>	<b>(0.7)</b>

## 20. OTHER ACCOUNTS RECEIVABLE

IN MILLIONS OF USD	31.12.2018	31.12.2017
Receivables for refund from suppliers and related services	18.1	32.1
Loans receivable	4.0	4.8
Receivables from subtenants and business partners	1.4	1.2
Personnel receivables	0.4	1.3
<b>Accounts receivables</b>	<b>23.9</b>	<b>39.4</b>
Prepayments for concession fees and rents	5.9	8.0
Prepayments of sales and other taxes	2.4	1.5
Prepayments, other	1.7	1.1
<b>Prepayments</b>	<b>10.0</b>	<b>10.6</b>
Guarantee deposits	0.2	0.2
Other	13.3	9.2
<b>Other receivables</b>	<b>13.5</b>	<b>9.4</b>
<b>Total</b>	<b>47.4</b>	<b>59.4</b>
Allowances	(0.6)	-
<b>Total</b>	<b>46.8</b>	<b>59.4</b>

### MOVEMENT IN ALLOWANCES

IN MILLIONS OF USD	2018	2017
<b>Balance at January 1</b>	<b>-</b>	<b>(1.5)</b>
Creation	(0.6)	-
Utilized	-	1.5
<b>Balance at December 31</b>	<b>(0.6)</b>	<b>-</b>



## 21. EQUITY

IN MILLIONS OF USD	31.12.2018	31.12.2017
Share capital	0.1	0.1

### 21.1 INITIAL PUBLIC OFFERING (IPO)

On January 31, 2018, Hudson Ltd issued 92,511,080 common shares with a par value of USD 0.001 each which are fully paid by Dufry International AG. Holders of Class A and Class B common shares have the same rights other than with respect to voting and conversion rights. Each Class A common share entitles to one vote and each Class B common share entitles to 10 votes. Class B common shares are convertible into one Class A common share at the option of the holder of such Class B common share holder. Holders of our common shares have no preemptive, redemption, conversion or sinking fund rights.

Simultaneously, the secondary IPO took place in which our main shareholder, Dufry International AG, offered 39,417,765 Class A common shares of Hudson Ltd., or approximately 42.6 % of the total outstanding Class A and Class B common shares, at a public offering price of USD 19.00 per share, adding up to total consideration received by Dufry International AG of USD 714.4 million after underwriting discounts and commissions, but before other expenses.

The following table reflects the issued shares as of December 31, 2018.

IN MILLIONS OF USD	NUMBER OF SHARES <sup>1</sup>	SHARE CAPITAL
Class A common shares	39,417,765	-
Class B common shares	53,093,315	0.1
<b>Balance at December 31, 2018</b>	<b>92,511,080</b>	<b>0.1</b>

<sup>1</sup> Class A and B common shares are equally eligible for dividend payments.

### 21.2 TREASURY SHARES

Treasury shares are valued at historical cost.

	NUMBER OF CLASS A COMMON SHARES	TOTAL EQUITY IN MILLIONS OF USD
<b>Balance at January 1, 2018</b>	-	-
Share purchases	(125,000)	(2.0)
<b>Balance at December 31, 2018</b>	<b>(125,000)</b>	<b>(2.0)</b>

SHARE PLAN OF HUDSON LTD.

On June 28, 2018, Hudson Ltd. granted an IPO-award in the form of restricted share units (RSU's) to selected members of management. The IPO-award consists of 526,313 RSU's in total. One RSU gives the holder the right to receive free of charge one Hudson Ltd. Class A common share. At grant date, the fair value of one RSU award represented the market value for one Hudson Ltd. share at that date, i.e. USD 17.39. The RSUs were vested on the grant date and will be settled 50 % in first quarter 2019 and 50 % in first quarter 2020. Hudson expects to settle such awards by purchasing Class A common shares in the market or by issuing new shares. Hudson recognized the USD 9.2 million expenses related to this award through shareholders' equity as these incentives were provided in connection with the successful listing of Hudson Ltd. As of December 31, 2018, no IPO-award forfeited, therefore 526,313 RSU awards remain outstanding.

On October 31, 2018, Hudson Ltd. granted to selected members of its senior management the Hudson LTI Plan award 2018 consisting of 435,449 performance share units (PSU's) and 145,150 RSU's. The plan has a contractual life of 30 months and will vest on May 1, 2021. At grant date the fair value of one PSU or RSU award 2018 represents the market value for one Hudson share at that date, i.e. USD 21.14, adjusted by the probability that participants comply with the ongoing contractual relationship clauses. As of December 31, 2018, no PSU or RSU Hudson award 2018 forfeited, so that all 435,449 PSU's and 145,150 RSU's Hudson awards 2018 remain outstanding.

The holders of each PSU award 2018 will have the right to receive free of charge up to two Hudson Ltd. Class A common shares based on the cumulative results achieved by Hudson over a three year period on three performance metrics (PM) against the respective targets (target weight - name - value) and thus as follows: 30 % on Sales of USD 5,828 million, 30 % on Adjusted EBITDA of USD 708 million and 40 % on Cash EPS of USD 2.22. Whereby the PM Cash EPS equals the basic Earnings per Share adjusted for amortization of intangible assets identified during business combinations and other effects. If at vesting the effective cumulative PM are at target level, each PSU grants one share. If a cumulative PM is at 150 % of the target (maximum threshold) or above, each PSU will grant at vesting the specific PM weight of two shares, and if a PM is at 50 % of the PM target (minimum threshold) or below, no share will be granted at vesting. If a PM is between 50 % and 150 % of the target, the pay-out ratio will be allocated on a linear basis. Finally the number of shares granted for each PSU will be the sum of the three pay-out ratios. Additionally, the allocation of shares is subject to an ongoing contractual relationship of the participant with Hudson throughout the vesting period. Holders of PSU are not entitled to vote or receive dividends, like shareholders do. The plans consider different rights in case of early termination.

The holders of one RSU award 2018 will have the right to receive free of charge one Hudson share subject to an ongoing contractual relationship with Hudson throughout the vesting period (award 2018 until May 1, 2021). Holders of these rights are not entitled to vote or receive dividends, like shareholders do. The plan considers different rights in case of early termination.

## SHARE PLAN OF DUFRY AG

On December 1, 2017, Dufry granted to the members of the Group Executive Committee (GEC) and selected members of the senior management, including Hudson management, the award 2017, which among others, assigned 24,474 PSU's to Hudson employees. The PSU award 2017 has a contractual life of 29 months and will vest on May 4, 2020. At grant date the fair value of one PSU award 2017 represented the market value of one Dufry share at that date, i. e. USD 143.36 (CHF 140.69), adjusted by the probability that participants comply with the ongoing contractual relationship clause. As of December 31, 2018, no PSU award 2017 forfeited, so that 24,474 PSU award 2017 remained outstanding.

Holders of one PSU award 2017 will have the right to receive free of charge up to two Dufry shares depending on the effective cumulative amount of cash earnings per share (Cash EPS) reached by Dufry during the grant year of award and the following two years compared with the target (2017: USD 26.46 / CHF 25.97). The Cash EPS equals the basic Earnings per Share adjusted for amortization of intangible assets identified during business combinations and non-recurring effects. If at vesting the cumulative adjusted Cash EPS is at target level, each PSU grants one share. If the cumulative adjusted Cash EPS is at 150 % of the target (maximum threshold) or above, each PSU grants one and a half shares at vesting, and if the adjusted Cash EPS is at 50 % of the target (minimum threshold) or below, no share will be granted at vesting. If the adjusted Cash EPS is between 50 % and 150 % of the target, the number of shares granted for each PSU will be allocated on a linear basis. Additionally, the allocation of shares is subject to an ongoing contractual relationship of the participant with Dufry throughout the vesting period. Holders of PSU are not entitled to vote or receive dividends, like shareholders do.

On May 3, 2018, the PSU award 2015 vested and Dufry assigned and delivered free of charge 21,034 Dufry shares to the Hudson holders of these certificates. The performance of the PSU award 2015 was measured against the target Cash EPS of USD 24.88 (CHF 24.42) and achieved a pay-out ratio of 0.926 Dufry shares per PSU award 2015, i.e. a total of 21,034 shares.

Holders of 82,536 RSU awards 2016 will have the right to receive free of charge one Dufry share subject to an ongoing contractual relationship with Dufry (and Hudson) throughout the vesting period (award 2016 until January 1, 2019). Holders of these rights are not entitled to vote or receive dividends, like shareholders do.

Dufry has granted to selected members of the senior management the award 2016, which among others assigned 27,399 PSU units to Hudson employees. The PSU award 2016 has a contractual life of 30 months and will vest on May 2, 2019. The performance of the PSU award 2016 was measured against the target Cash EPS of USD 25.06 (CHF 24.59), whereby the group achieved over the three-year period 2016-2018 a Cash EPS of USD 25.19 (CHF 24.72) so that in May 2019 the PSU award 2016 will vest and Dufry will assign 1,010 Dufry shares per PSU award 2016 to Hudson's PSU holders, i.e. a total of 27,672 shares.

In 2018, Hudson recognized through profit and loss all these share-based plan expenses for a total of USD 6.2 (2017: USD 4.6, 2016: USD 1.2) million.

## 21.4 EARNINGS PER SHARE

### 21.4.1 Earnings per share attributable to equity holders of the parent

#### Basic

Basic earnings per share are calculated by dividing the net profit attributable to equity holders of the parent by the weighted average number of shares outstanding during the year.

IN MILLIONS OF USD / QUANTITY	2018	2017	2016
Net profit attributable to equity holders of the parent	29.5	(40.4)	23.5
Weighted average number of ordinary shares outstanding	92,509,779	92,511,080	92,511,080
<b>Basic earnings per share in USD</b>	<b>0.32</b>	<b>(0.44)</b>	<b>0.25</b>

#### Diluted

Diluted earnings per share are calculated by dividing the net profit attributable to equity holders of the parent by the weighted average number of ordinary shares outstanding during the year plus the weighted average number of ordinary shares that would be issued on the conversion of all the dilutive potential ordinary shares into ordinary shares.

IN MILLIONS OF USD / QUANTITY	2018	2017	2016
Net profit attributable to equity holders of the parent	29.5	(40.4)	23.5
Weighted average number of ordinary shares outstanding	93,181,243	92,511,080	92,511,080
<b>Diluted earnings per share in USD</b>	<b>0.32</b>	<b>(0.44)</b>	<b>0.25</b>

### 21.4.2 Weighted average number of ordinary shares

QUANTITY	2018	2017
Outstanding shares	92,511,080	92,511,080
Less treasury shares	(1,301)	-
<b>Used for calculation of basic earnings per share</b>	<b>92,509,779</b>	<b>92,511,080</b>
<b>EFFECT OF DILUTION</b>		
Share plans	671,464	-
<b>Used for calculation of diluted earnings per share</b>	<b>93,181,243</b>	<b>92,511,080</b>

## 22. BREAKDOWN OF TRANSACTIONS

### WITH NON-CONTROLLING INTERESTS

The following table reflects the share of non-controlling interests in the increase of share capital of the subsidiaries:

IN MILLIONS OF USD	2018	2017
AMS of South Florida JV	6.9	-
HG Logan Retailers JV	1.6	-
Hudson-Kellee JFK 7 JV	0.9	-
Seattle Air Ventures	0.8	-
Increase in share capital of other subsidiaries	5.3	11.0
<b>Total</b>	<b>15.5</b>	<b>11.0</b>

### 22.1 INFORMATION ON COMPANIES WITH NON-CONTROLLING INTERESTS

The non-controlling interests (NCI) comprise the portions in equity and net profit in 86 (Dec. 2018) subsidiaries that are not fully owned by the Group.

The list of subsidiaries (refer to the last note of these consolidated financial statements) provides the following information of most important subsidiaries with or without NCI's: name, principal place of business by country, the proportion of ownership hold by the Group and the total share capital (if applicable).

Our non-controlling interests consist of partners in either common law partnerships or LLC's (collectively, "NCI's"). Our partners own percentages of the NCI's are therefore entitled to distributions of net profit. While there is some variation among our agreements, it is generally the case that the Executive Management Committee, controlled by Hudson's majority of representatives, is obligated to distribute, each quarter, the excess of an appropriate reserve reasonably determined by the committee to be necessary to meet the current and anticipated needs of the NCI's. Such distributions are allocated among the partners, Hudson included, based on each partner's percentage interest in the NCI. Distributions are discretionary only to the extent that reserves are reasonably required as above stated.

Each of the NCI's is treated as a separate operating entity and each has its own revenues and expenses. No expenses of Hudson are shared with any NCI but Hudson does receive payments for "back office" services (financial, legal, HR, IT, etc.) that are provided to the NCI's by Hudson in amounts typically calculated as a percentage of the gross revenues of the NCI's. These amounts are stated in each NCI agreement and vary by agreement. They are established at the time of agreement by calculating the internal cost for the services as a percentage of Hudson's gross revenues and that percentage of the NCI's gross revenue is inserted in the NCI agreement as Hudson's compensation. Such payments are fees for services and not shared expenses.

In addition to the above, Hudson receives occasional, specific reimbursement for certain special services rendered and / or payroll spent on specific projects, including store openings. Large numbers of Hudson personnel are made available to NCI's in order to complete tasks in a mandated time frame that would be impossible to meet with the NCI's own employees.

With the exception of the one presented in the following tables, none of the subsidiaries have non-controlling interests that represents a material part of the NCI's of the Group.

### Summarized statement of comprehensive income

IN MILLIONS OF USD	2018	2017	2016
<b>Hudson Las Vegas JV</b>			
Turnover	70.8	67.1	64.6
Depreciation, amortization and impairment	(1.7)	(1.3)	(1.4)
<b>Net profit for the year</b>	<b>12.4</b>	<b>10.9</b>	<b>9.6</b>
Non-controlling interest	27%	27%	27%
<b>Non-controlling interest share of the net profit Hudson Las Vegas</b>	<b>3.3</b>	<b>2.9</b>	<b>2.6</b>
Non-controlling interests in other subsidiaries	33.0	26.9	23.7
<b>Total comprehensive income attributable to NCI</b>	<b>36.3</b>	<b>29.8</b>	<b>26.3</b>

### Summarized statement of financial position

IN MILLIONS OF USD	31.12.2018	31.12.2017	31.12.2016
<b>Hudson Las Vegas JV</b>			
Cash and cash equivalents	6.6	5.2	4.1
Other current assets	7.4	7.2	8.0
Non-current assets	9.6	9.4	8.9
Other current liabilities	(4.0)	(3.5)	(3.5)
<b>Net assets</b>	<b>19.6</b>	<b>18.3</b>	<b>17.5</b>
Non-controlling interest	27%	27%	27%
<b>Non-controlling interest share of the equity Hudson Las Vegas</b>	<b>5.3</b>	<b>4.9</b>	<b>4.7</b>
Non-controlling interests in other subsidiaries	79.5	73.8	67.5
<b>Total net assets attributable to NCI</b>	<b>84.8</b>	<b>78.7</b>	<b>72.2</b>

## 23. FINANCIAL DEBT

IN MILLIONS OF USD	31.12.2018	31.12.2017
Loans payable, related parties, short-term	51.4	80.7
Loans payable, related parties, long-term	492.6	520.4
<b>Total</b>	<b>544.0</b>	<b>601.1</b>

The loans payable received from related parties (refer to note 37) are denominated in USD or CAD. The weighted average interest rate for USD loans in 2018 was 5.9 % (2017: 5.9 %). The interest rate for CAD loans in 2018 was 2.3 % (2017: 3.9 %).

### DETAILED CREDIT FACILITIES

Dufry negotiates and manages bank key credit facilities centrally and then provides group internal financing to its subsidiaries. Credit lines for guarantees are kept at local level. Hudson's guarantee lines are with Credit Agricole and Bank of America.

## 24. NET DEBT

2018 IN MILLIONS OF USD	CASH AND CASH EQUIVALENTS	FINANCIAL DEBT CURRENT	FINANCIAL DEBT NON-CURRENT	NET DEBT
<b>Balance at January 1</b>	<b>137.4</b>	<b>80.7</b>	<b>520.4</b>	<b>463.7</b>
Cash flows from / (used in) operating, financing and investing activities	98.8	-	-	(98.8)
Repayment of financial debt	-	(24.6)	(23.7)	(48.3)
<b>Cash flow</b>	<b>98.8</b>	<b>(24.6)</b>	<b>(23.7)</b>	<b>(147.1)</b>
Currency translation adjustments	(2.0)	(4.7)	(4.1)	(6.8)
<b>Non-cash movements</b>	<b>(2.0)</b>	<b>(4.7)</b>	<b>(4.1)</b>	<b>(6.8)</b>
<b>Balance at December 31</b>	<b>234.2</b>	<b>51.4</b>	<b>492.6</b>	<b>309.8</b>

2017 IN MILLIONS OF USD	CASH AND CASH EQUIVALENTS	FINANCIAL DEBT CURRENT	FINANCIAL DEBT NON-CURRENT	NET DEBT
<b>Balance at January 1</b>	<b>187.6</b>	<b>1.5</b>	<b>475.2</b>	<b>289.1</b>
Cash flows from / (used in) operating, financing and investing activities	(51.1)	-	-	51.1
Repayment of financial debt	-	(21.5)	(6.5)	(28.0)
Loan from common control transaction	-	103.1	51.6	154.7
<b>Cash flow</b>	<b>(51.1)</b>	<b>81.6</b>	<b>45.1</b>	<b>177.8</b>
Currency translation adjustments	0.9	(2.4)	0.1	(3.2)
<b>Non-cash movements</b>	<b>0.9</b>	<b>(2.4)</b>	<b>0.1</b>	<b>(3.2)</b>
<b>Balance at December 31</b>	<b>137.4</b>	<b>80.7</b>	<b>520.4</b>	<b>463.7</b>

2016 IN MILLIONS OF USD	CASH AND CASH EQUIVALENTS	FINANCIAL DEBT CURRENT	FINANCIAL DEBT NON-CURRENT	NET DEBT
<b>Balance at January 1</b>	<b>160.4</b>	<b>0.9</b>	<b>483.1</b>	<b>323.6</b>
Cash flows from / (used in) operating, financing and investing activities	26.1	-	-	(26.1)
Repayment of financial debt	-	-	(7.3)	(7.3)
<b>Cash flow</b>	<b>26.1</b>	<b>(0.0)</b>	<b>(7.3)</b>	<b>(33.4)</b>
Currency translation adjustments	1.1	0.6	(0.6)	(1.1)
<b>Non-cash movements</b>	<b>1.1</b>	<b>0.6</b>	<b>(0.6)</b>	<b>(1.1)</b>
<b>Balance at December 31</b>	<b>187.6</b>	<b>1.5</b>	<b>475.2</b>	<b>289.1</b>

## 25. OTHER LIABILITIES

IN MILLIONS OF USD	31.12.2018	31.12.2017
Personnel payables	42.1	38.8
Other service related vendors	15.6	23.3
Concession fee payables	15.1	12.8
Payables for capital expenditure	13.6	11.1
Sales tax and other tax liabilities	11.2	11.9
Insurances	4.3	3.8
Accrued liabilities	3.4	16.5
Accrued lease expenses	3.2	2.0
Legal fees	2.3	-
Payables to NCI's	0.9	0.8
Other payables	9.8	11.1
<b>Total</b>	<b>121.5</b>	<b>132.1</b>

There are no non-current other liabilities.

## 26. DEFERRED TAX ASSETS AND LIABILITIES

Deferred tax assets or liabilities arising from the following positions:

IN MILLIONS OF USD	31.12.2018	31.12.2017
<b>DEFERRED TAX ASSETS</b>		
Property, plant and equipment	5.2	4.0
Intangible assets	21.5	19.8
Provisions and other payables	11.1	11.7
Tax losses carry forward	43.2	51.5
Other	18.8	15.5
<b>Total</b>	<b>99.8</b>	<b>102.5</b>
<b>DEFERRED TAX LIABILITIES</b>		
Property, plant and equipment	-	(0.5)
Intangible assets	(55.5)	(59.8)
Other	(0.4)	(2.0)
<b>Total</b>	<b>(55.9)</b>	<b>(62.3)</b>
<b>Deferred tax assets, net</b>	<b>43.9</b>	<b>40.2</b>

Deferred tax balances are presented in the consolidated statements of financial position as follows:

IN MILLIONS OF USD	31.12.2018	31.12.2017
Deferred tax assets	83.9	90.3
Deferred tax liabilities	(40.0)	(50.1)
<b>Balance at December 31</b>	<b>43.9</b>	<b>40.2</b>

Reconciliation of movements to the deferred taxes:

IN MILLIONS OF USD	31.12.2018	31.12.2017
Changes in deferred tax assets	(6.4)	(62.7)
Changes in deferred tax liabilities	10.1	21.7
Currency translation adjustments	(3.3)	6.4
<b>Deferred tax movements (expense) at December 31</b>	<b>0.4</b>	<b>(34.6)</b>
<b>THEREOF</b>		
Recognized in the consolidated statements of comprehensive income	6.8	(34.4)
Recognized in equity	(6.4)	(0.2)

### Tax losses carry forward

The unrecognized tax losses carry forward by expiry date are as follows:

IN MILLIONS OF USD	31.12.2018	31.12.2017
Expiring within 1 to 3 years	-	4.4
Expiring within 4 to 7 years	-	0.8
Expiring after 7 years	6.1	39.8
<b>Total</b>	<b>6.1</b>	<b>45.0</b>

During 2018, Hudson released allowances on previously unrecognized tax losses carry forward of USD 38.5 million due to changes in estimates.

### Unrecognized deferred tax liabilities

Hudson has not recognized deferred tax liabilities associated with investments in subsidiaries where Hudson can control the reversal of the timing differences and where it is not probable that the temporary differences will reverse in the foreseeable future. Hudson does not expect that these differences result in taxable amounts in determining taxable profit (tax loss) of future periods when the carrying amount of the investment is recovered.



## 27. POST-EMPLOYMENT BENEFIT OBLIGATIONS

Hudson provides retirement benefits through defined contribution pension plans which are funded by regular contributions made by the employer and the employees to a third-party. As of December 31, 2018, the discretionary credit balance was USD 1.0 million.

## 28. COMMITMENTS AND CONTINGENCIES

### GUARANTEE COMMITMENTS

Some long-term concession agreements, which Hudson has entered into, include obligations to fulfil minimal lease payments during the full term of the agreement. The lease payments to airports or terminals are also called concession fees. Some of these agreements have been backed with guarantees provided by Hudson or a financial institution. During the years 2018, 2017 or 2016, no party has exercised their right to call upon such guarantees.

### LEASE INCOME / (EXPENSE)

Lease payments under operating leases, including concession agreements, have been recognized as expense for the periods up to December 31, 2018. All accrued, but still unpaid concession fees are presented under other liabilities in the consolidated statements of financial position. The Group recognized the following lease and sublease as income / (expense) in the period:

IN MILLIONS OF USD	2018	2017	2016
Minimum lease payments	(293.4)	(262.4)	(206.6)
Variable rent	(129.7)	(136.7)	(168.7)
<b>Concession fees expense (note 7)</b>	<b>(423.1)</b>	<b>(399.1)</b>	<b>(375.3)</b>
Premises (note 9)	(18.0)	(14.9)	(16.3)
Sublease income (note 7)	12.5	11.6	11.9

Such fees are usually determined in proportion to sales and require a minimal payment, which varies by contract / agreement.

### Expected payments

The total of future minimum lease payments under non-cancellable operating leases for each of the following years are as follows:

IN MILLIONS OF USD	FUTURE PAYMENTS
Not later than one year	216.9
Later than one year and not later than five years	685.5
Later than five years	358.5
<b>Total</b>	<b>1,260.9</b>

The total of future minimum sublease payments expected to be received under non-cancellable subleases at the end of the reporting period are USD 12.8 million.

## 29. FAIR VALUE MEASUREMENT

### FAIR VALUE OF FINANCIAL INSTRUMENTS CARRIED AT AMORTIZED COST

The fair value measurement hierarchy of Hudson's assets and liabilities, that are measured subsequent to initial recognition at fair value, are grouped into Levels 1 to 3 based on the degree to which the fair value is observable:

- **Level 1** fair value measurements are those derived from quoted prices (unadjusted) in active markets for identical assets or liabilities.
- **Level 2** fair value measurements are those derived from inputs other than quoted prices included within Level 1 that are observable for the asset or liability, either directly (i. e. as prices) or indirectly (i. e. derived from prices).
- **Level 3** fair value measurements are those derived from valuation techniques that include inputs for the asset or liability that are not based on observable market data (unobservable inputs).

As of December 31, 2018, Hudson Group hold financial assets which have been re-measured at fair value. Hudson's other financial assets and liabilities for which fair values are to be disclosed qualify as Level 2 fair value measurements. Their book values represent a fair approximation of their fair values. There were no transfers between Levels 1 and 2 during the period.

### 30. FINANCIAL INSTRUMENTS

Significant accounting policies are described in note 2, 3, 4 and in the following notes.

### 31. CAPITAL RISK MANAGEMENT

Capital comprises equity attributable to the equity holders of the parent adjusted for effects from transactions with non-controlling interests.

The primary objective of Hudson's capital management is to ensure that it maintains an adequate credit rating and sustainable capital ratios in order to support its business and maximize shareholder value.

Hudson manages its financing structure and makes adjustments to it in light of its strategy and the long-term opportunities and costs of each financing source. To maintain or adjust the financing structure, Hudson may adjust dividend payments to shareholders, return capital to shareholders, issue new shares or issue equity-linked instruments or equity-like instruments.

Furthermore, Hudson monitors the financing structure using a combination of ratios, including a gearing ratio, cash flow considerations and profitability ratios. As for the gearing ratio Hudson includes within net debt, interest bearing loans and borrowings, less cash and cash equivalents, excluding discontinued operations.

#### 31.1 GEARING RATIO

The following ratio compares owner's equity to borrowed funds:

IN MILLIONS OF USD	31.12.2018	31.12.2017
Cash and cash equivalents	(234.2)	(137.4)
Financial debt, short-term	51.4	80.7
Financial debt, long-term	492.6	520.4
<b>Net debt</b>	<b>309.8</b>	<b>463.7</b>
Equity attributable to equity holders of the parent	552.1	493.7
ADJUSTED FOR		
Effects from transactions with non-controlling interests <sup>1</sup>	1.0	0.8
<b>Total capital <sup>2</sup></b>	<b>553.1</b>	<b>494.5</b>
<b>Total net debt and capital</b>	<b>862.9</b>	<b>958.2</b>
<b>Gearing ratio</b>	<b>35.9%</b>	<b>48.4%</b>

1 Represents the excess paid (received) above fair value of non-controlling interests on shares acquired (sold) as long as there is no change in control (IFRS 10.23).

2 Includes all capital and reserves that are managed as capital.

Hudson did not hold collateral of any kind at the reporting dates.

At December 31, 2018

IN MILLIONS OF USD	FINANCIAL ASSETS			NON-FINANCIAL ASSETS <sup>3</sup>	TOTAL
	at amortized cost <sup>1</sup>	at FVTPL <sup>2</sup>	SUBTOTAL		
Cash and cash equivalents	234.2	-	234.2	-	234.2
Trade receivables	1.3	-	1.3	-	1.3
Other accounts receivable	36.4	0.4	36.8	10.0	46.8
Other non-current assets	27.4	-	27.4	-	27.4
<b>Total</b>	<b>299.3</b>	<b>0.4</b>	<b>299.7</b>		

IN MILLIONS OF USD	FINANCIAL LIABILITIES			NON-FINANCIAL LIABILITIES <sup>3</sup>	TOTAL
	at amortized cost <sup>1</sup>	at FVTPL	SUBTOTAL		
Trade payables	105.5	-	105.5	-	105.5
Financial debt, short-term	51.4	-	51.4	-	51.4
Other liabilities	106.9	-	106.9	14.6	121.5
Financial debt, long-term	492.6	-	492.6	-	492.6
<b>Total</b>	<b>756.4</b>	<b>-</b>	<b>756.4</b>		

At December 31, 2017

IN MILLIONS OF USD	FINANCIAL ASSETS			NON-FINANCIAL ASSETS <sup>3</sup>	TOTAL
	at amortized cost <sup>1</sup>	at FVTPL	SUBTOTAL		
Cash and cash equivalents	137.4	-	137.4	-	137.4
Trade receivables	4.6	-	4.6	-	4.6
Other accounts receivable	43.3	-	43.3	16.1	59.4
Other non-current assets	24.9	-	24.9	-	24.9
<b>Total</b>	<b>210.2</b>	<b>-</b>	<b>210.2</b>		

IN MILLIONS OF USD	FINANCIAL LIABILITIES			NON-FINANCIAL LIABILITIES <sup>3</sup>	TOTAL
	at amortized cost <sup>1</sup>	at FVTPL	SUBTOTAL		
Trade payables	97.1	-	97.1	-	97.1
Financial debt, short-term	80.7	-	80.7	-	80.7
Other liabilities	94.0	-	94.0	38.1	132.1
Financial debt, long-term	520.4	-	520.4	-	520.4
<b>Total</b>	<b>792.2</b>	<b>-</b>	<b>792.2</b>		

1 Financial assets and financial liabilities at amortized cost have been referred to in the combined financial statements 2017 as loans and receivables.

2 Financial assets and financial liabilities at fair value through profit and loss include FX derivatives (Fair value Level 2).

3 Non-financial assets or non-financial liabilities comprise prepaid expenses and deferred income, which will not generate a cash outflow or inflow as well as other tax positions.

## 31.3 NET INCOME BY IAS 39 VALUATION CATEGORY

Financial Assets at December 31, 2018

IN MILLIONS OF USD	AT AMORTIZED COST	AT FVTPL	TOTAL
Interest income	2.5	-	2.5
<b>From interest</b>	<b>2.5</b>	<b>-</b>	<b>2.5</b>
Impairments/allowances <sup>2</sup>	(0.2)	-	(0.2)
<b>Total – from subsequent valuation</b>	<b>(0.2)</b>	<b>-</b>	<b>(0.2)</b>
<b>Net (expense) / income</b>	<b>2.3</b>	<b>-</b>	<b>2.3</b>

Financial Liabilities at December 31, 2018

IN MILLIONS OF USD	AT AMORTIZED COST	AT FVTPL	TOTAL
Interest expenses	(30.2)	-	(30.2)
Other finance expenses	(0.4)	-	(0.4)
<b>From interest</b>	<b>(30.6)</b>	<b>-</b>	<b>(30.6)</b>
Foreign exchange gain / (loss) <sup>1</sup>	(0.9)	-	(0.9)
<b>Total – from subsequent valuation</b>	<b>(0.9)</b>	<b>-</b>	<b>(0.9)</b>
<b>Net (expense) / income</b>	<b>(31.5)</b>	<b>-</b>	<b>(31.5)</b>

1 This position includes the foreign exchange gain / (loss) recognized on third party and intercompany financial assets and liabilities through consolidated statements of comprehensive income.

2 This position includes the income from the released impairments and allowances and recoveries during the period less the increase of impairments and allowances.

Financial Assets at December 31, 2017

IN MILLIONS OF USD	AT AMORTIZED COST	AT FVTPL	TOTAL
Interest income	1.8	-	1.8
Other finance income	0.1	-	0.1
<b>From interest</b>	<b>1.9</b>	<b>-</b>	<b>1.9</b>
Foreign exchange gain / (loss) <sup>1</sup>	1.1	-	1.1
Impairments/allowances <sup>2</sup>	0.3	-	0.3
<b>Total – from subsequent valuation</b>	<b>1.4</b>	<b>-</b>	<b>1.4</b>
<b>Net (expense) / income</b>	<b>3.3</b>	<b>-</b>	<b>3.3</b>

Financial Liabilities at December 31, 2017

IN MILLIONS OF USD	AT AMORTIZED COST	AT FVTPL	TOTAL
Interest expenses	(29.4)	-	(29.4)
Other finance expenses	(0.5)	-	(0.5)
<b>From interest</b>	<b>(29.9)</b>	<b>-</b>	<b>(29.9)</b>
Foreign exchange gain (loss) <sup>1</sup>	0.2	-	0.2
<b>Total – from subsequent valuation</b>	<b>0.2</b>	<b>-</b>	<b>0.2</b>
<b>Net (expense) / income</b>	<b>(29.7)</b>	<b>-</b>	<b>(29.7)</b>

1 This position includes the foreign exchange gain / (loss) recognized on third party and intercompany financial assets and liabilities through consolidated statements of comprehensive income.

2 This position includes the income from the released impairments and allowances and recoveries during the period less the increase of impairments and allowances.

## **32. FINANCIAL RISK MANAGEMENT OBJECTIVES**

As a retailer, Hudson has activities which need to be financed in different currencies and are consequently affected by fluctuations of foreign exchange and interest rates. Hudson's treasury manages the financing of the operations through centralized credit facilities to ensure an adequate allocation of these resources and simultaneously minimize the potential currency financial risk impacts.

Hudson continuously monitors the market risk, such as risks related to foreign currency, interest rate, credit, liquidity and capital. Hudson seeks to minimize the currency exposure and interest rates risk using appropriate transaction structures or alternatively, using derivative financial instruments to hedge the exposure to these risks. The treasury policy forbids entering or trading financial instruments for speculative purposes.

## **33. MARKET RISK**

Hudson's financial assets and liabilities are mainly exposed to market risk in foreign currency exchange and interest rates. Hudson's objective is to minimize the consolidated statements of comprehensive income impact and to reduce fluctuations in cash flows through structuring the respective transactions to minimize market risks. In cases, where the associated risk cannot be hedged appropriately through a transaction structure, and the evaluation of market risks indicates a material exposure, Hudson may use financial instruments to hedge the respective exposure.

Hudson may enter into a variety of financial instruments to manage its exposure to foreign currency risk, including forward foreign exchange contracts, currency swaps and over the counter plain vanilla options.

During the current financial year Hudson has not utilized foreign currency forward contracts and options for hedging purposes.

### **33.1 FOREIGN CURRENCY RISK MANAGEMENT**

Hudson manages the cash flow surplus or deficits in foreign currency of the operations through FX-transactions in the respective local currency. Major imbalances in foreign currencies at Group level may be hedged through foreign exchange forwards contracts.

Among various methodologies to analyze and manage risk, Hudson utilizes a system based on sensitivity analysis. This tool enables Group treasury to identify the level of risk of each entity. Sensitivity analysis provides an approximate quantification of the exposure in the event that certain specified parameters were to be met under a specific set of assumptions.

### Foreign Currency Exposure

IN MILLIONS OF USD	USD <sup>1</sup>	EURO	CAD	OTHER	TOTAL
<b>DECEMBER 31, 2018</b>					
Monetary assets	1.1	-	-	-	1.1
Monetary liabilities	6.8	0.9	-	0.3	8.0
<b>Net currency exposure</b>	<b>(5.7)</b>	<b>(0.9)</b>	<b>-</b>	<b>(0.3)</b>	<b>(6.9)</b>
<b>DECEMBER 31, 2017</b>					
Monetary assets	0.6	-	3.7	-	4.3
Monetary liabilities	6.3	0.1	-	0.2	6.6
<b>Net currency exposure</b>	<b>(5.7)</b>	<b>(0.1)</b>	<b>3.7</b>	<b>(0.2)</b>	<b>(2.3)</b>

<sup>1</sup> USD held by Canadian subsidiaries.

The sensitivity analysis includes all monetary assets and liabilities held by each Group company irrespective of whether the positions are third party or intercompany.

The foreign exchange rate sensitivity is calculated by aggregation of the net foreign exchange rate exposure of Hudson entities at December 31 of the respective year. The values and risk disclosed here are the hedged and not hedged positions assuming a 5 % appreciation of the USD against all other currencies. A positive result indicates a profit, before tax in the consolidated statements of comprehensive income or in the hedging and revaluation reserves within other comprehensive income when the USD strengthens against the relevant currency.

IN MILLIONS OF USD	31.12.2018	31.12.2017
Effect on the consolidated statements of comprehensive income - profit (loss) of USD	0.3	0.3
Effect on the consolidated statements of comprehensive income - profit (loss) of EUR	0.0	0.0
Effect on the consolidated statements of comprehensive income - profit (loss) of CAD	-	(0.2)

### 34. INTEREST RATE RISK MANAGEMENT

#### 34.1 ALLOCATION OF FINANCIAL ASSETS AND LIABILITIES TO INTEREST CLASSES

	IN %		IN MILLIONS OF USD				
	Average variable interest rate	Average fixed interest rate	Variable interest rate	Fixed interest rate	Total interest bearing	Non-interest bearing	TOTAL
<b>AT DECEMBER 31, 2018</b>							
Cash and cash equivalents	1.0%		68.6	-	68.6	165.6	234.2
Trade receivables			-	-	-	1.3	1.3
Other accounts receivable			-	-	-	36.8	36.8
Other non-current assets	6.5%		22.1	-	22.1	5.3	27.4
<b>Financial assets</b>			<b>90.7</b>	<b>-</b>	<b>90.7</b>	<b>209.0</b>	<b>299.7</b>
Trade payables			-	-	-	105.5	105.5
Financial debt, short-term		0.7%	-	10.5	10.5	40.9	51.4
Other liabilities			-	-	-	106.9	106.9
Financial debt, long-term		5.7%	-	492.6	492.6	-	492.6
<b>Financial liabilities</b>			<b>-</b>	<b>503.1</b>	<b>503.1</b>	<b>253.3</b>	<b>756.4</b>
<b>Net financial liabilities</b>			<b>(90.7)</b>	<b>503.1</b>	<b>412.4</b>	<b>44.3</b>	<b>456.7</b>

	IN %		IN MILLIONS OF USD				
	Average variable interest rate	Average fixed interest rate	Variable interest rate	Fixed interest rate	Total interest bearing	Non-interest bearing	TOTAL
<b>AT DECEMBER 31, 2017</b>							
Cash and cash equivalents	0.1%		6.6	-	6.6	130.8	137.4
Trade receivables			-	-	-	4.6	4.6
Other accounts receivable			-	-	-	43.3	43.3
Other non-current assets	7.3%		19.2	-	19.2	5.7	24.9
<b>Financial assets</b>			<b>25.8</b>	<b>-</b>	<b>25.8</b>	<b>184.4</b>	<b>210.2</b>
Trade payables			-	-	-	97.1	97.1
Financial debt, short-term			-	-	-	80.7	80.7
Other liabilities			-	-	-	94.0	94.0
Financial debt, long-term		5.7%	-	520.4	520.4	-	520.4
<b>Financial liabilities</b>			<b>-</b>	<b>520.4</b>	<b>520.4</b>	<b>271.8</b>	<b>792.2</b>
<b>Net financial liabilities</b>			<b>(25.8)</b>	<b>520.4</b>	<b>494.6</b>	<b>87.4</b>	<b>582.0</b>



## 35. CREDIT RISK MANAGEMENT

Credit risk refers to the risk that counterparty may default on its contractual obligations resulting in financial loss to Hudson.

Almost all Hudson sales are retail sales made against cash or internationally recognized credit / debit cards. The remaining credit risk is in relation to refunds from suppliers and guarantee deposits.

The credit risk on cash deposits or derivative financial instruments relates to banks or financial institutions. Hudson monitors the credit ranking of these institutions and does not expect defaults from non-performance of these counterparties.

The main banks where Hudson keeps net assets positions hold a credit rating of A – or higher.

### 35.1 MAXIMUM CREDIT RISK

The carrying amount of financial assets recorded in the financial statements, after deduction of any allowances for losses, represents Hudson's maximum exposure to credit risk.

## 36. LIQUIDITY RISK MANAGEMENT

Hudson evaluates this risk as the ability to settle its financial liabilities on time and at a reasonable price. Beside its capability to generate cash through its operations, Hudson, jointly with Dufry, mitigates liquidity risk by keeping unused credit facilities with financial institutions.

### 36.1 REMAINING MATURITIES FOR NON-DERIVATIVE FINANCIAL ASSETS AND LIABILITIES

The following tables have been drawn up based on the undiscounted cash flows of financial assets and liabilities (based on the earliest date on which Hudson can receive or be required to pay).

The following tables include principal and interest expected cash flows.

AT DECEMBER 31, 2018 IN MILLIONS OF USD	1-6 MONTHS	6-12 MONTHS	1-2 YEARS	2-5 YEARS	TOTAL
Cash and cash equivalents	234.5	-	-	-	234.5
Trade receivables	0.7	0.6	-	-	1.3
Other accounts receivable	34.3	2.5	-	-	36.8
Other non-current assets	2.8	2.9	9.2	15.1	30.0
<b>Total cash inflows</b>	<b>272.3</b>	<b>6.0</b>	<b>9.2</b>	<b>15.1</b>	<b>302.6</b>
Trade payables	105.5	-	-	-	105.5
Financial debt, short-term	-	51.5	-	-	51.5
Other liabilities	106.9	-	-	-	106.9
Financial debt, long-term	14.1	14.1	28.2	577.5	633.9
<b>Total cash outflows</b>	<b>226.5</b>	<b>65.6</b>	<b>28.2</b>	<b>577.5</b>	<b>897.8</b>

AT DECEMBER 31, 2017

IN MILLIONS OF USD	1-6 MONTHS	6-12 MONTHS	1-2 YEARS	2-5 YEARS	TOTAL
Cash and cash equivalents	137.5	-	-	-	137.5
Trade receivables	4.6	-	-	-	4.6
Other accounts receivable	43.3	-	-	-	43.3
Other non-current assets	0.8	0.8	3.0	24.9	29.5
<b>Total cash inflows</b>	<b>186.2</b>	<b>0.8</b>	<b>3.0</b>	<b>24.9</b>	<b>214.9</b>
Trade payables	97.1	-	-	-	97.1
Financial debt, short-term	13.1	67.6	-	-	80.7
Other liabilities	94.0	-	-	-	94.0
Financial debt, long-term	14.9	17.9	29.8	609.6	672.2
<b>Total cash outflows</b>	<b>219.1</b>	<b>85.5</b>	<b>29.8</b>	<b>609.6</b>	<b>944.0</b>

### 37. RELATED PARTIES AND RELATED PARTY TRANSACTIONS

A party is related to the Hudson Group if the party directly or indirectly controls, is controlled by, or is under common control with the Hudson Group, has an interest in the Hudson Group that gives it significant influence over the Hudson Group, has joint control over the Hudson Group or is an associate or a joint venture of the Hudson Group. In addition, members of the key management personnel of the Hudson Group or close members of the family are also considered related parties.

The following tables reflect related party transactions and transactions with associated companies:

#### Items of comprehensive income

IN MILLIONS OF USD	2018	2017	2016
<b>PURCHASE OF GOODS FROM</b>			
International Operation & Services (UY) SA	(82.5)	(67.4)	(27.3)
International Operations & Services (USA)	-	-	(37.2)
Hudson News Distributors <sup>1</sup>	(0.3)	(12.2)	(15.6)
Hudson RPM <sup>1</sup>	(18.6)	(8.5)	(5.0)
<b>PURCHASE OF SERVICES FROM</b>			
Dufry International AG, Interest expenses	(28.2)	(28.6)	(2.5)
Dufry International AG, Franchise fee expenses	(15.2)	(50.6)	(42.9)
Dufry Financial Services B.V., Interest expenses	(2.0)	(0.9)	-
Dufry Finance SNC, Interest expenses	-	-	(26.6)
Dufry Management AG, IT expenses	(1.8)	(1.3)	-
World Duty Free Group SA, IT expenses	(0.1)	(0.2)	-
World Duty Free Group SA, Franchise fees expense	-	-	(7.2)
<b>OTHER OPERATIONAL INCOME FROM</b>			
Dufry International AG, Debt waiver	-	9.4	-
<b>SALES OF SERVICES TO</b>			
International Operations & Services (USA), Advertising income	5.7	-	-
Dufry International AG, Other selling income	2.8	-	-
Nuance Group (Chicago) LLC, Other selling income <sup>2</sup>	0.9	0.9	-

<sup>1</sup> Hudson News Distributors and Hudson RPM are controlled by James S. Cohen, a member of Hudson's board of directors.

<sup>2</sup> Transactions with associated companies.

## Items of financial position

IN MILLIONS OF USD	2018	2017
<b>ACCOUNTS RECEIVABLES AT DECEMBER 31</b>		
International Operations & Services (USA), Other receivables	5.6	-
Dufry International AG, Other receivables	3.3	-
International Operation & Services (UY) SA, Other receivables	0.1	-
International Operations & Services (CH) AG, Other receivables	0.4	-
Hudson RPM, other receivables <sup>1</sup>	1.0	0.8
Nuance Group (Chicago) LLC, Other receivables <sup>2</sup>	0.2	0.1
<b>ACCOUNTS PAYABLES AT DECEMBER 31</b>		
Dufry International AG, Loans payable, long-term	445.0	468.7
Dufry International AG, Loans payable, short-term	-	13.1
Dufry Financial Services B.V., Loans payable, long-term	47.7	51.7
Dufry Financial Services B.V., Loans payable, short-term	51.4	67.6
International Operation & Services (UY) SA, Trade payables	28.9	31.5
International Operations & Services (USA), Trade payables	-	-
Dufry International AG, Fee payables	0.3	1.8
Dufry International AG, Other payables	-	7.2
Dufry Management AG, Fee payables	0.2	0.1
Dufry Management AG, Other payables	-	0.3
Dufry AG, Other payables	1.1	-
World Duty Free Group UK Ltd, Other payables	0.2	0.3
Dufry Financial Services B.V., Other payables	0.1	0.2
Hudson News Distributors, Trade payables <sup>1</sup>	-	0.1
Hudson RPM, Trade payables <sup>1</sup>	1.5	-

<sup>1</sup> Hudson News Distributors and Hudson RPM are controlled by James S. Cohen, a member of Hudson's board of directors.

<sup>2</sup> Transactions with associated companies.

## Board members and executives

The compensation to board members and key executives for the services provided during the respective years include all forms of consideration paid, payable or provided by Hudson Group, including compensation in Dufry shares as follows:

IN MILLIONS OF USD	2018	2017	2016
Salaries	5.8	3.6	3.2
Variable payment	3.6	2.9	2.7
Non-monetary benefits	0.2	0.1	0.1
Share based payments	8.8	4.6	0.6
<b>Total</b>	<b>18.4</b>	<b>11.2</b>	<b>6.6</b>

The board members did not receive any compensation for the years 2017 and 2016.

# LIST OF SUBSIDIARIES

R = Retail H = Holding

The table below includes the most important subsidiaries of Hudson Ltd., Bermuda.

AS OF DECEMBER 31, 2018	LOCATION	COUNTRY	TYPE	OWNERSHIP	CURRENCY
				IN %	
<b>UNITED STATES OF AMERICA</b>					
Hudson-Garza Albuquerque JV	Albuquerque	USA	R	80	USD
Hudson-Northwind Anchorage JV	Anchorage	USA	R	90	USD
Atlanta WDFG LTL ATL JV LLC	Atlanta	USA	R	70	USD
Atlanta WDFG TAC ATL Retail LLC	Atlanta	USA	R	86	USD
AMS - TE Atlantic City JV	Atlantic City	USA	R	85	USD
Airport Management Services, LLC	Baltimore / Various	USA	H/R	100	USD
Hudson Birmingham JV	Birmingham	USA	R	70	USD
HG Logan Retailers JV	Boston	USA	R	80	USD
HG Burbank JV	Burbank	USA	R	88	USD
HG Burlington JV	Burlington	USA	R	90	USD
HG-BW Charleston JV	Charleston	USA	R	90	USD
Dufry O'Hare T5 JV	Chicago	USA	R	80	USD
HG Midway JV	Chicago	USA	R	65	USD
Hudson News O'Hare JV	Chicago	USA	R	70	USD
Hudson O'Hare T5 JV	Chicago	USA	R	80	USD
Hudson Cleveland JV	Cleveland	USA	R	70	USD
Dallas Love Field WDFG-Love Field Partners II LLC	Dallas	USA	R	51	USD
HG-Multiplex-Regali Dallas JV	Dallas	USA	R	75	USD
Hudson-Retail Dallas JV	Dallas	USA	R	75	USD
WDFG-Aranza / Howell D2-14, LLC	Dallas	USA	R	65	USD
HD-Regali DFW JV	Dallas FW	USA	R	65	USD
HG DFW Retailers JV	Dallas FW	USA	R	65	USD
HG DFW Retailers P7 JV	Dallas FW	USA	R	65	USD
HG Multiplex DFW JV	Dallas FW	USA	R	65	USD
HG-Emmitt DFW P7, LLC	Dallas / Fort Worth	USA	H	100	USD
Denver Duty Free JV	Denver	USA	R	67	USD
HG Denver JV	Denver	USA	R	76	USD
Detroit WDFG Detroit & Partners LLC	Detroit	USA	R	80	USD
WDFG Partners Duty Free LLC (Detroit)	Detroit	USA	R	75	USD
HG Grand Rapid Retailers JV	Grand Rapids	USA	R	90	USD
Hudson BW GSP JV	Greenville	USA	R	80	USD
Dufry Houston Duty Free Partnership	Houston	USA	R	75	USD
Houston WDFG Branch McGowen HOU, LLC	Houston	USA	R	64	USD
WDFG-Houston 8 2014, LLC	Houston	USA	R	60	USD
AMS-AJA Jackson JV	Jackson	USA	R	67	USD
Hudson Las Vegas JV	Las Vegas	USA	R	73	USD
The Nuance Group (Las Vegas) LLC	Las Vegas	USA	R	73	USD
Little Rock World Duty Free Group Adecco Joint Venture	Little Rock	USA	R	70	USD
HG LAX T3 Retailers JV	Los Angeles	USA	R	63	USD
HG-LAX T6 JV	Los Angeles	USA	R	68	USD
HG-Magic-Concourse TBIT JV	Los Angeles	USA	R	68	USD
Hudson-Magic Johnson Ent. CV LLC	Los Angeles	USA	R	91	USD
LAX Retail Magic 2 JV	Los Angeles	USA	R	73	USD
LAX Retail Magic 3-4 JV	Los Angeles	USA	R	75	USD
LAX WDFG CA LLC	Los Angeles	USA	R	65	USD
HG Manchester JV	Manchester	USA	R	90	USD
AMS-TEI Miami JV	Miami	USA	R	70	USD

AS OF DECEMBER 31, 2018	LOCATION	COUNTRY	TYPE	OWNERSHIP IN %	CURRENCY
Miami Airport Retail Partners Joint-Venture	Miami	USA	R	70	USD
Dufry MSP Retailers JV	Minneapolis	USA	R	75	USD
Minneapolis - WDFG / ELN MSP Terminal 2 Retail - LLC	Minneapolis	USA	R	90	USD
AMS-Watson Mobile JV	Mobile	USA	R	80	USD
AMS-Shaw Myrtle Beach JV	Myrtle Beach	USA	R	88	USD
AMS-Olympic Nashville JV	Nashville	USA	R	83	USD
Dufry Americas Holding Inc.	New Jersey	USA	H	100	USD
Hudson Group (HG), Inc.	New Jersey	USA	H	100	USD
WDFG JV Holdings LLC	New Jersey	USA	H	100	USD
WDFG US Inc	New Jersey	USA	H	100	USD
HG LGA Retailers JV	New York	USA	R	79	USD
HG-KCGI-TEI JFK T8 JV	New York	USA	R	85	USD
Hudson Keelee JFK 7 JV	New York	USA	R	83	USD
Hudson NIA JFK TI JV	New York	USA	R	90	USD
Hudson Retail-NEU News-Laguardia JV	New York	USA	R	80	USD
JFK Air Ventures II	New York	USA	R	80	USD
Hudson Group (HG) Retail LLC	New York / Various	USA	H/R	100	USD
AMS-BW Newark JV	Newark	USA	R	70	USD
Dufry Newark, Inc	Newark	USA	R	100	USD
Hudson JME Newark C JV	Newark	USA	R	80	USD
Jimmy Stewart LLC	Newburgh	USA	R	100	USD
Hudson NIA Norfolk JV	Norfolk	USA	R	80	USD
HG ONT Retailers JV	Ontario	USA	R	88	USD
AMS of South Florida, LLC	Orlando	USA	H	50	USD
HG-Orlando AS1 JV	Orlando	USA	R	75	USD
Hudson Newburn AS2 JV	Orlando	USA	R	65	USD
Hudson Sanford JV	Orlando	USA	R	100	USD
HG PHL Retailers JV	Philadelphia	USA	R	65	USD
Dufry Phoenix Retailers JV	Phoenix	USA	R	70	USD
HG Phoenix Retailers JV	Phoenix	USA	R	70	USD
HG PHX T3 Retailers 2017 JV	Phoenix	USA	R	80	USD
WDFG Portland Retailers JV	Portland	USA	R	96	USD
RDU Air Venture II JV	Raleigh	USA	R	80	USD
AMS NIA Richmond JV	Richmond	USA	R	80	USD
Hudson NIA Rochester JV	Rochester	USA	R	85	USD
San Antonio WDFG - Houston 8 San Antonio JV	San Antonio	USA	R	63	USD
Hudson-CV-Epicure-Martinez JV	San Diego	USA	R	71	USD
HG SFO Retailers JV	San Francisco	USA	R	80	USD
WDFG North America LLC	San Francisco / Various	USA	H/R	100	USD
AMS SJC JV	San Jose	USA	R	91	USD
John Wayne NG-AC JV	Santa Ana	USA	R	81	USD
Dufry Seattle JV	Seattle	USA	R	88	USD
Seattle Air Ventures	Seattle	USA	R	75	USD
HG St Louis JV	St Louis	USA	R	70	USD
HG ST Louis JV II	St Louis	USA	R	69	USD
HG Tampa JV	Tampa	USA	R	76	USD
WDFG-Transglobal TPA JV	Tampa	USA	R	70	USD
HG Tucson Retailers JV	Tucson	USA	R	70	USD
HG Tulsa Retailers JV	Tulsa	USA	R	90	USD
HG-National. JV	Virginia	USA	R	70	USD
<b>CANADA</b>					
TNG (Canada) Inc.	Toronto	Canada	R	100	CAD
AMS Canada, Vancouver Int. Airport	Vancouver	Canada	R	100	CAD
WDFG Vancouver LP	Vancouver	Canada	R	100	CAD
Hudson Group Canada, Inc	Vancouver / Various	Canada	R	100	CAD

## SUBSIDIARIES OF THE REGISTRANT

The following are the subsidiaries of Hudson Ltd.

	<b>Jurisdiction of Organization</b>
Airport Management Services, LLC	Maryland
AMS - TE Atlantic City JV	New Jersey
AMS Canada, Vancouver Int. Airport	Vancouver, Canada
AMS NIA Richmond JV	Virginia
AMS of South Florida, LLC	Florida
AMS SJC JV	California
AMS-AJA Jackson JV	Mississippi
AMS-BW Newark JV	New Jersey
AMS-Olympic Nashville JV	Tennessee
AMS-Shaw Myrtle Beach JV	South Carolina
AMS-TEI Miami JV	Florida
AMS-Watson Mobile JV	Alabama
Atlanta WDFG LTL ATL JV LLC	Georgia
Atlanta WDFG TAC ATL Retail LLC	Georgia
Dallas Love Field WDFG-Love Field Partners II LLC	Texas
Denver Duty Free JV	Colorado
Detroit WDFG Detroit & Partners LLC	Michigan
Dufry Americas Holding Inc.	Delaware
Dufry Houston Duty Free Partnership	Texas
Dufry MSP Retailers JV	Minnesota
Dufry Newark, Inc	New Jersey
Dufry O'Hare T5 JV	Illinois
Dufry Phoenix Retailers JV	Arizona
Dufry Seattle JV	Washington
HD-Regali DFW JV	Texas
HG Burbank JV	California
HG Burlington JV	Vermont
HG Denver JV	Colorado
HG DFW Retailers JV	Texas
HG DFW Retailers P7 JV	Texas
HG Grand Rapid Retailers JV	Michigan

HG LAX T3 Retailers JV  
HG LGA Retailers JV  
HG Logan Retailers JV  
HG Manchester JV  
HG Midway JV  
HG Multiplex DFW JV  
HG ONT Retailers JV  
HG PHL Retailers JV  
HG Phoenix Retailers JV  
HG PHX T3 Retailers 2017 JV  
HG SFO Retailers JV  
HG St Louis JV  
HG ST Louis JV II  
HG Tampa JV  
HG Tucson Retailers JV  
HG Tulsa Retailers JV  
HG-BW Charleston JV  
HG-Emmitt DFW P7, LLC  
HG-KCGI-TEI JFK T8 JV  
HG-LAX T6 JV  
HG-Magic-Concourse TBIT JV  
HG-Multiplex-Regali Dallas JV  
HG-National. JV  
HG-Orlando AS1 JV  
Houston WDFG Branch McGowen HOU, LLC  
Hudson Birmingham JV  
Hudson BW GSP JV  
Hudson Cleveland JV  
Hudson Group (HG) Retail LLC  
Hudson Group (HG), Inc.  
Hudson Group Canada, Inc  
Hudson JME Newark C JV  
Hudson Keelee JFK 7 JV  
Hudson Las Vegas JV  
Hudson Newburn AS2 JV  
Hudson News O'Hare JV  
Hudson NIA JFK TI JV  
Hudson NIA Norfolk JV  
Hudson NIA Rochester JV

California  
New York  
Massachusetts  
Massachusetts  
Illinois  
Texas  
California  
Pennsylvania  
Arizona  
Arizona  
California  
Missouri  
Missouri  
Florida  
Arizona  
Oklahoma  
South Carolina  
Texas  
New York  
California  
California  
Texas  
Virginia  
Florida  
Texas  
Alabama  
South Carolina  
Ohio  
New York  
Delaware  
Vancouver, Canada  
New Jersey  
New York  
Nevada  
Florida  
Illinois  
New York  
Virginia  
New York

Hudson O'Hare T5 JV	Illinois
Hudson Retail-NEU News-LaGuardia JV	New York
Hudson Sanford JV	Florida
Hudson-CV-Epicure-Martinez JV	California
Hudson-Garza Albuquerque JV	New Mexico
Hudson-Magic Johnson Ent. CV LLC	California
Hudson-Northwind Anchorage JV	Alaska
Hudson-Retail Dallas JV	Texas
JFK Air Ventures II	New York
Jimmy Stewart LLC	New York
John Wayne NG-AC JV	California
LAX Retail Magic 2 JV	California
LAX Retail Magic 3-4 JV	California
LAX WDFG CA LLC	California
Little Rock World Duty Free Group Adevco Joint Venture	Arkansas
Miami Airport Retail Partners Joint-Venture	Florida
Minneapolis - WDFG/ELN MSP Terminal 2 Retail - LLC	Minnesota
RDU Air Venture II JV	North Carolina
San Antonio WDFG - Houston 8 San Antonio JV	Texas
Seattle Air Ventures	Washington
The Nuance Group (Las Vegas) LLC	Nevada
TNG (Canada) Inc.	Toronto, Canada
WDFG JV Holdings LLC	Delaware
WDFG North America LLC	California
WDFG Partners Duty Free LLC (Detroit)	Michigan
WDFG Portland Retailers JV	Oregon
WDFG US Inc	Delaware
WDFG Vancouver LP	Vancouver, Canada
WDFG-Aranza/Howell D2-14, LLC	Texas
WDFG-Houston 8 2014, LLC	Texas
WDFG-Transglobal TPA JV	Florida



## CERTIFICATION PURSUANT TO SECTION 302 OF THE SARBANES-OXLEY ACT OF 2002

I, Roger Fordyce, certify that:

1. I have reviewed this annual report on Form 20-F of Hudson Ltd.;
2. Based on my knowledge, this report does not contain any untrue statement of a material fact or omit to state a material fact necessary to make the statements made, in light of the circumstances under which such statements were made, not misleading with respect to the period covered by this report;
3. Based on my knowledge, the financial statements, and other financial information included in this report, fairly present in all material respects the financial condition, results of operations and cash flows of the company as of, and for, the periods presented in this report;
4. The company's other certifying officer and I are responsible for establishing and maintaining disclosure controls and procedures (as defined in Exchange Act Rules 13a-15(e) and 15d-15(e)) for the company and have:
  - (a) Designed such disclosure controls and procedures, or caused such disclosure controls and procedures to be designed under our supervision, to ensure that material information relating to the company, including its consolidated subsidiaries, is made known to us by others within those entities, particularly during the period in which this report is being prepared;
  - (b) Designed such internal control over financial reporting, or caused such internal control over financial reporting to be designed under our supervision, to provide reasonable assurance regarding the reliability of financial reporting and the preparation of financial statements for external purposes in accordance with generally accepted accounting principles;
  - (c) Evaluated the effectiveness of the company's disclosure controls and procedures and presented in this report our conclusions about the effectiveness of the disclosure controls and procedures, as of the end of the period covered by this report based on such evaluation; and
  - (d) Disclosed in this report any change in the company's internal control over financial reporting that occurred during the period covered by the annual report that has materially affected, or is reasonably likely to materially affect, the company's internal control over financial reporting; and
5. The company's other certifying officer and I have disclosed, based on our most recent evaluation of internal control over financial reporting, to the company's auditors and the audit committee of the company's board of directors (or persons performing the equivalent functions):
  - (a) All significant deficiencies and material weaknesses in the design or operation of internal control over financial reporting which are reasonably likely to adversely affect the company's ability to record, process, summarize and report financial information; and
  - (b) Any fraud, whether or not material, that involves management or other employees who have a significant role in the company's internal control over financial reporting.

Date: March 14, 2019

By: /s/ Roger Fordyce

Name: Roger Fordyce

Title: Chief Executive Officer (Principal Executive Officer)

---

## CERTIFICATION PURSUANT TO SECTION 302 OF THE SARBANES-OXLEY ACT OF 2002

I, Adrian Bartella, certify that:

1. I have reviewed this annual report on Form 20-F of Hudson Ltd.;
2. Based on my knowledge, this report does not contain any untrue statement of a material fact or omit to state a material fact necessary to make the statements made, in light of the circumstances under which such statements were made, not misleading with respect to the period covered by this report;
3. Based on my knowledge, the financial statements, and other financial information included in this report, fairly present in all material respects the financial condition, results of operations and cash flows of the company as of, and for, the periods presented in this report;
4. The company's other certifying officer and I are responsible for establishing and maintaining disclosure controls and procedures (as defined in Exchange Act Rules 13a-15(e) and 15d-15(e)) for the company and have:
  - (a) Designed such disclosure controls and procedures, or caused such disclosure controls and procedures to be designed under our supervision, to ensure that material information relating to the company, including its consolidated subsidiaries, is made known to us by others within those entities, particularly during the period in which this report is being prepared;
  - (b) Designed such internal control over financial reporting, or caused such internal control over financial reporting to be designed under our supervision, to provide reasonable assurance regarding the reliability of financial reporting and the preparation of financial statements for external purposes in accordance with generally accepted accounting principles;
  - (c) Evaluated the effectiveness of the company's disclosure controls and procedures and presented in this report our conclusions about the effectiveness of the disclosure controls and procedures, as of the end of the period covered by this report based on such evaluation; and
  - (d) Disclosed in this report any change in the company's internal control over financial reporting that occurred during the period covered by the annual report that has materially affected, or is reasonably likely to materially affect, the company's internal control over financial reporting; and
5. The company's other certifying officer and I have disclosed, based on our most recent evaluation of internal control over financial reporting, to the company's auditors and the audit committee of the company's board of directors (or persons performing the equivalent functions):
  - (a) All significant deficiencies and material weaknesses in the design or operation of internal control over financial reporting which are reasonably likely to adversely affect the company's ability to record, process, summarize and report financial information; and
  - (b) Any fraud, whether or not material, that involves management or other employees who have a significant role in the company's internal control over financial reporting.

Date: March 14, 2019

By: /s/ Adrian Bartella

Name: Adrian Bartella

Title: Chief Financial Officer (Principal Financial Officer)

---

**CERTIFICATION PURSUANT TO  
18 U.S.C. SECTION 1350,  
AS ADOPTED PURSUANT TO  
SECTION 906 OF THE SARBANES-OXLEY ACT OF 2002**

In connection with the Annual Report on Form 20-F of Hudson Ltd. (the "Company") for the year ended December 31, 2018 as filed with the Securities and Exchange Commission on the date hereof (the "Report"), I, Roger Fordyce, Chief Executive Officer of the Company and Principal Executive Officer, hereby certify pursuant to 18 U.S.C. 1350, as adopted pursuant to Section 906 of the Sarbanes-Oxley Act of 2002, that, to my knowledge:

1. The Report fully complies with the requirements of Section 13(a) or 15(d) of the Securities Exchange Act of 1934, as amended; and
2. The information contained in the Report fairly presents, in all material respects, the financial condition and results of operations of the Company.

Date: March 14, 2019

By: /s/ Roger Fordyce  
Name: Roger Fordyce  
Title: Chief Executive Officer (Principal Executive Officer)

---

**CERTIFICATION PURSUANT TO  
18 U.S.C. SECTION 1350,  
AS ADOPTED PURSUANT TO  
SECTION 906 OF THE SARBANES-OXLEY ACT OF 2002**

In connection with the Annual Report on Form 20-F of Hudson Ltd. (the "Company") for the year ended December 31, 2018 as filed with the Securities and Exchange Commission on the date hereof (the "Report"), I, Adrian Bartella, Chief Financial Officer of the Company and Principal Financial Officer, hereby certify pursuant to 18 U.S.C. 1350, as adopted pursuant to Section 906 of the Sarbanes-Oxley Act of 2002, that, to my knowledge:

1. The Report fully complies with the requirements of Section 13(a) or 15(d) of the Securities Exchange Act of 1934, as amended; and
2. The information contained in the Report fairly presents, in all material respects, the financial condition and results of operations of the Company.

Date: March 14, 2019

By: /s/ Adrian Bartella  
Name: Adrian Bartella  
Title: Chief Financial Officer (Principal Financial Officer)

---

Consent of Independent Registered Public Accounting Firm

We consent to the incorporation by reference in the Registration Statement (Form S-8 No. 333 -229212) pertaining to the Hudson Ltd. Restricted Share Unit Plan of our report dated March 14, 2019, with respect to the consolidated financial statements of Hudson Ltd., included in this Annual Report (Form 20-F) for the year ended December 31, 2018.

/s/ Ernst & Young AG

Basel, Switzerland

March 14, 2019

---